

Shot Chart

PUR 61 vs 96 USA

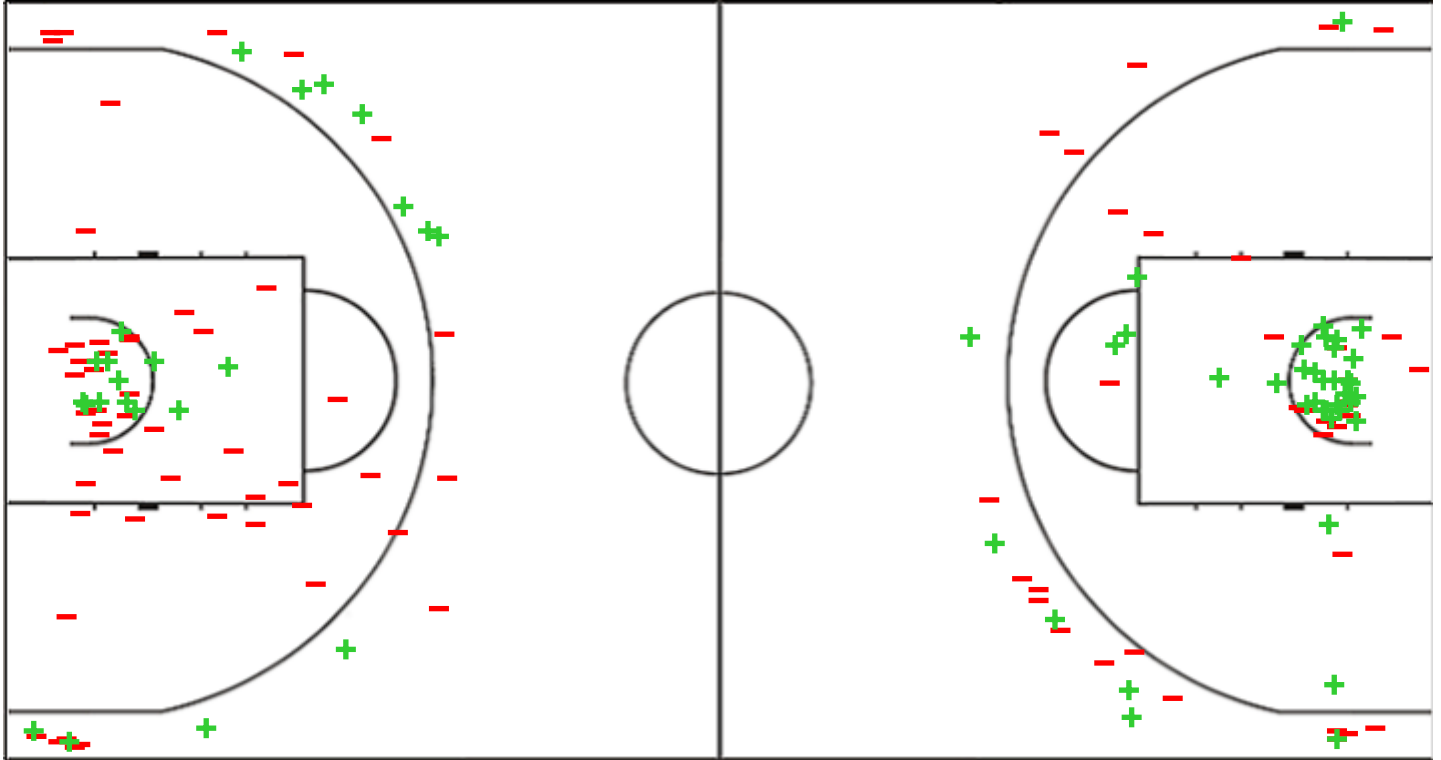
(15-25, 18-21, 13-23, 15-27)

Scoring by 5 min intervals:

	Q1		Q2		Q3		Q4	
PUR	14	15	21	33	35	46	56	61
USA	13	25	36	46	59	69	80	96

PUR - Puerto Rico

USA - USA



PUR	M / A	%
Fied Goals	23 / 75	31
2 Points	12 / 49	24
3 Points	11 / 26	42
Free Throws	4 / 10	40

%	M / A	USA
52	39 / 75	Fied Goals
63	32 / 51	2 Points
29	7 / 24	3 Points
50	11 / 22	Free Throws

Shot Chart

PUR 61 vs 96 USA

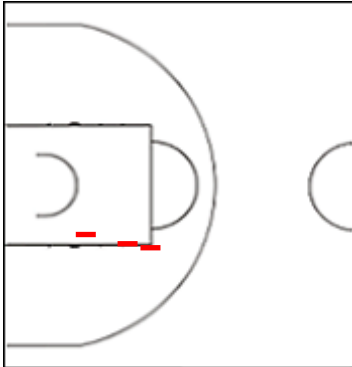
(15-25, 18-21, 13-23, 15-27)

Scoring by 5 min intervals:

	Q1		Q2		Q3		Q4	
PUR	14	15	21	33	35	46	56	61
USA	13	25	36	46	59	69	80	96

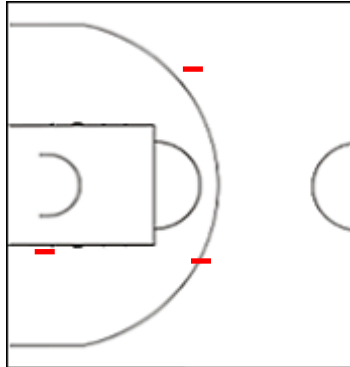
PUR - Puerto Rico

0 FUENTES Mason



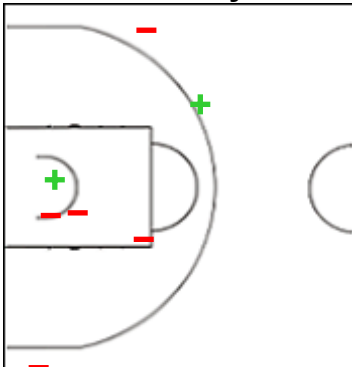
	M / A	%
Fied Goals	0 / 3	0
2 Points	0 / 3	0
3 Points	0 / 0	0
Free Throws	0 / 0	0

2 HIDALGO Judah Ezekiel



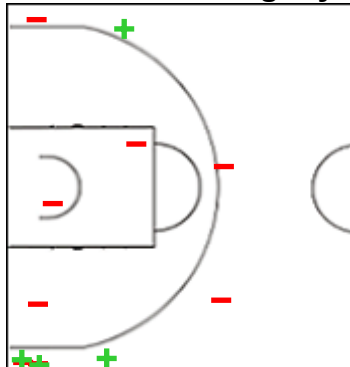
	M / A	%
Fied Goals	0 / 3	0
2 Points	0 / 1	0
3 Points	0 / 2	0
Free Throws	0 / 0	0

3 FUENTES Myles



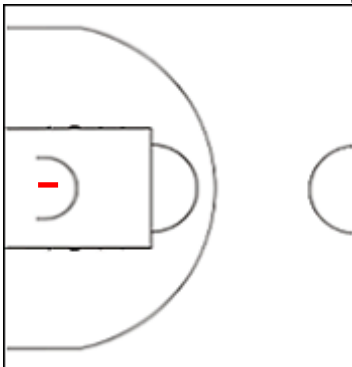
	M / A	%
Fied Goals	2 / 7	29
2 Points	1 / 4	25
3 Points	1 / 3	33
Free Throws	1 / 2	50

6 SANTIAGO Rognny



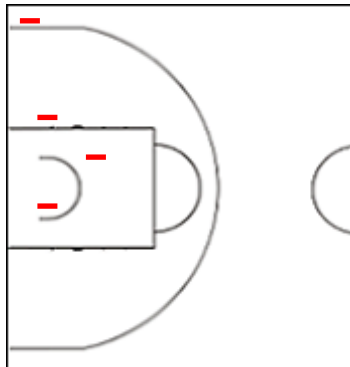
	M / A	%
Fied Goals	4 / 12	33
2 Points	0 / 3	0
3 Points	4 / 9	44
Free Throws	0 / 0	0

10 CANDELARIA Davey



	M / A	%
Fied Goals	0 / 1	0
2 Points	0 / 1	0
3 Points	0 / 0	0
Free Throws	0 / 0	0

12 ROMAN Justin



	M / A	%
Fied Goals	0 / 4	0
2 Points	0 / 3	0
3 Points	0 / 1	0
Free Throws	0 / 0	0

Shot Chart

PUR 61 vs 96 USA

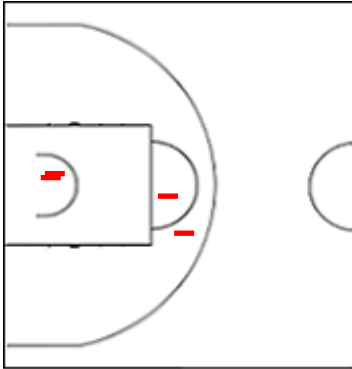
(15-25, 18-21, 13-23, 15-27)

Scoring by 5 min intervals:

	Q1		Q2		Q3		Q4	
PUR	14	15	21	33	35	46	56	61
USA	13	25	36	46	59	69	80	96

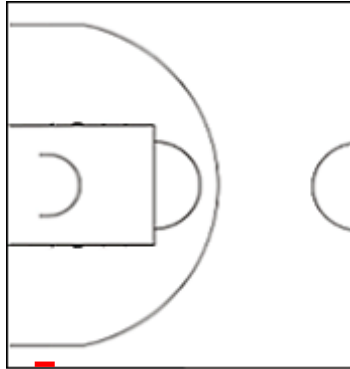
PUR - Puerto Rico

13 ROSA Richard



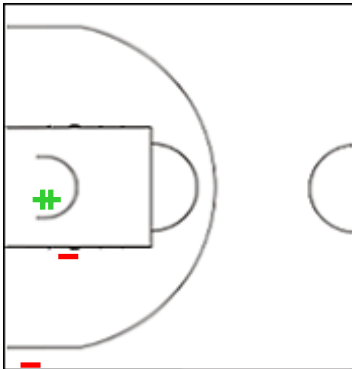
	M / A	%
Fied Goals	0 / 4	0
2 Points	0 / 4	0
3 Points	0 / 0	0
Free Throws	0 / 0	0

14 RIVERA James



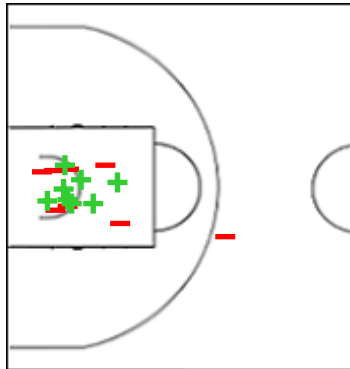
	M / A	%
Fied Goals	0 / 1	0
2 Points	0 / 0	0
3 Points	0 / 1	0
Free Throws	0 / 0	0

15 SANTIAGO Mason



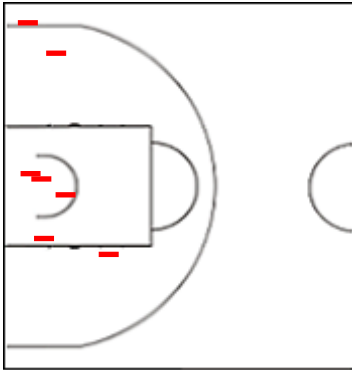
	M / A	%
Fied Goals	2 / 4	50
2 Points	2 / 3	67
3 Points	0 / 1	0
Free Throws	0 / 0	0

18 STEWART JR Vincent



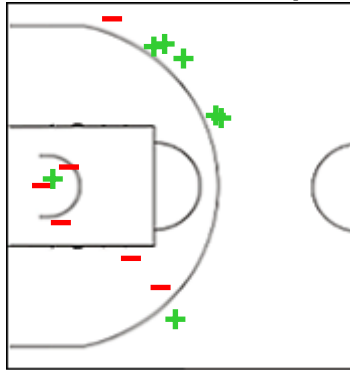
	M / A	%
Fied Goals	8 / 16	50
2 Points	8 / 15	53
3 Points	0 / 1	0
Free Throws	2 / 4	50

20 MONTES Alexander



	M / A	%
Fied Goals	0 / 7	0
2 Points	0 / 6	0
3 Points	0 / 1	0
Free Throws	1 / 4	25

21 QUINONES Felipe



	M / A	%
Fied Goals	7 / 13	54
2 Points	1 / 6	17
3 Points	6 / 7	86
Free Throws	0 / 0	0

Shot Chart

PUR 61 vs 96 USA

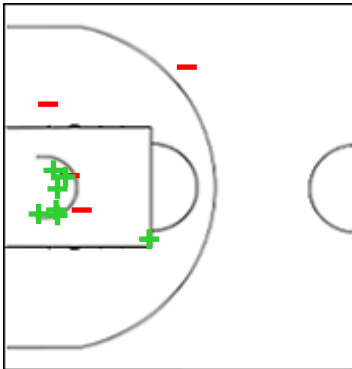
(15-25, 18-21, 13-23, 15-27)

Scoring by 5 min intervals:

	Q1		Q2		Q3		Q4	
PUR	14	15	21	33	35	46	56	61
USA	13	25	36	46	59	69	80	96

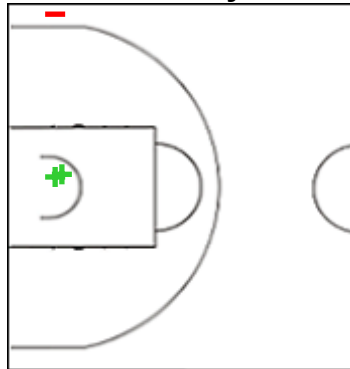
USA - USA

4 PEAT Koa



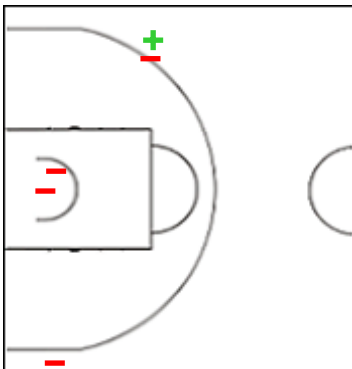
	M / A	%
Fied Goals	7 / 11	64
2 Points	7 / 10	70
3 Points	0 / 1	0
Free Throws	0 / 2	0

5 BOOZER Cayden



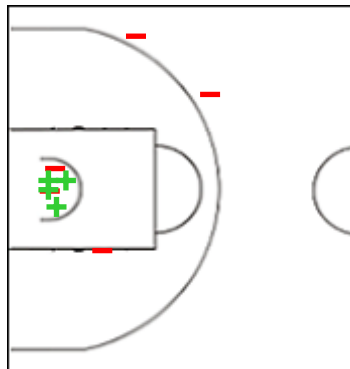
	M / A	%
Fied Goals	2 / 3	67
2 Points	2 / 2	100
3 Points	0 / 1	0
Free Throws	3 / 4	75

6 HOLT Caleb



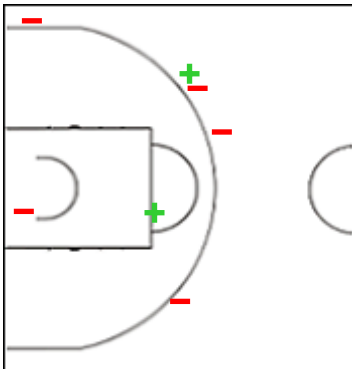
	M / A	%
Fied Goals	1 / 5	20
2 Points	0 / 2	0
3 Points	1 / 3	33
Free Throws	1 / 2	50

7 DYBANTSA JR. Anicet



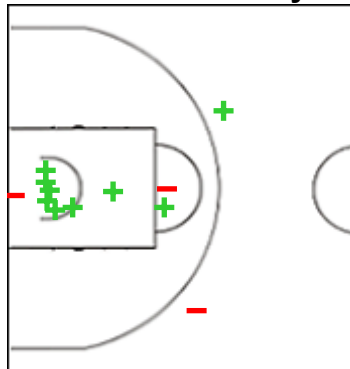
	M / A	%
Fied Goals	4 / 9	44
2 Points	4 / 7	57
3 Points	0 / 2	0
Free Throws	2 / 3	67

8 MANDAQUIT Jason



	M / A	%
Fied Goals	2 / 7	29
2 Points	1 / 2	50
3 Points	1 / 5	20
Free Throws	0 / 0	0

9 PETERSON Darryn



	M / A	%
Fied Goals	9 / 12	75
2 Points	8 / 10	80
3 Points	1 / 2	50
Free Throws	3 / 5	60

Shot Chart

PUR 61 vs 96 USA

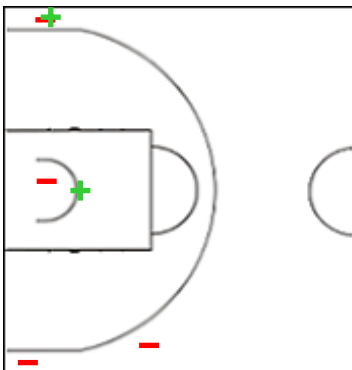
(15-25, 18-21, 13-23, 15-27)

Scoring by 5 min intervals:

	Q1		Q2		Q3		Q4	
PUR	14	15	21	33	35	46	56	61
USA	13	25	36	46	59	69	80	96

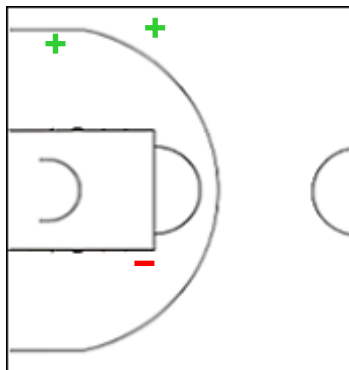
USA - USA

10 HARWELL Isiah



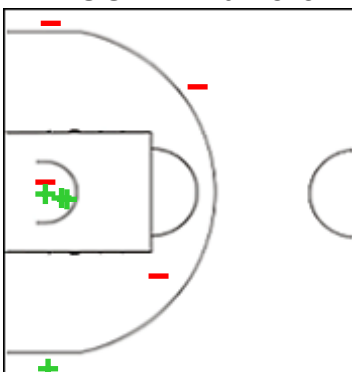
	M / A	%
Fied Goals	2 / 6	33
2 Points	1 / 2	50
3 Points	1 / 4	25
Free Throws	0 / 0	0

11 MONTONATI Jalen



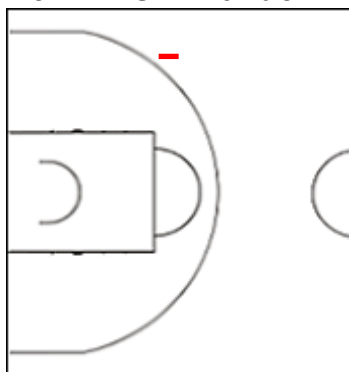
	M / A	%
Fied Goals	2 / 3	67
2 Points	1 / 2	50
3 Points	1 / 1	100
Free Throws	0 / 0	0

12 BOOZER Cameron



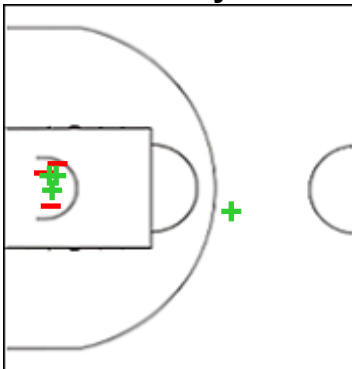
	M / A	%
Fied Goals	4 / 8	50
2 Points	3 / 5	60
3 Points	1 / 3	33
Free Throws	1 / 2	50

13 MCCOY Brandon



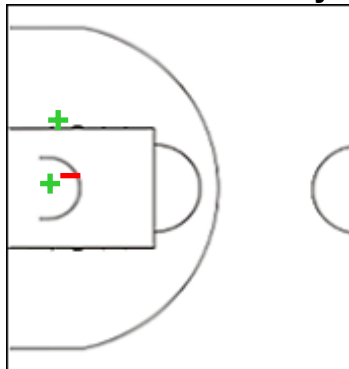
	M / A	%
Fied Goals	0 / 1	0
2 Points	0 / 0	0
3 Points	0 / 1	0
Free Throws	0 / 0	0

14 STOKES Tyran



	M / A	%
Fied Goals	4 / 7	57
2 Points	3 / 6	50
3 Points	1 / 1	100
Free Throws	0 / 2	0

15 QUAINANCE Jayden



	M / A	%
Fied Goals	2 / 3	67
2 Points	2 / 3	67
3 Points	0 / 0	0
Free Throws	1 / 2	50

Shot Chart

PUR 61 vs 96 USA

(15-25, 18-21, 13-23, 15-27)

Scoring by 5 min intervals:

	Q1		Q2		Q3		Q4	
PUR	14	15	21	33	35	46	56	61
USA	13	25	36	46	59	69	80	96

PUR - Puerto Rico

USA - USA



	M / A	%
Fied Goals	23 / 75	31
2 Points	12 / 49	24
3 Points	11 / 26	42
Free Throws	4 / 10	40

%	M / A	
52	39 / 75	Fied Goals
63	32 / 51	2 Points
29	7 / 24	3 Points
50	11 / 22	Free Throws