



FIBA U16 Americas Championship 2023

Venue: Poliforum Zamna
 Game Date: WED 07 JUN 2023
 Game Time: 12:30

Game No: B/6
 Attendance: 100
 Game Duration: 01:47

Shot Chart

CAN 74 vs 56 BRA

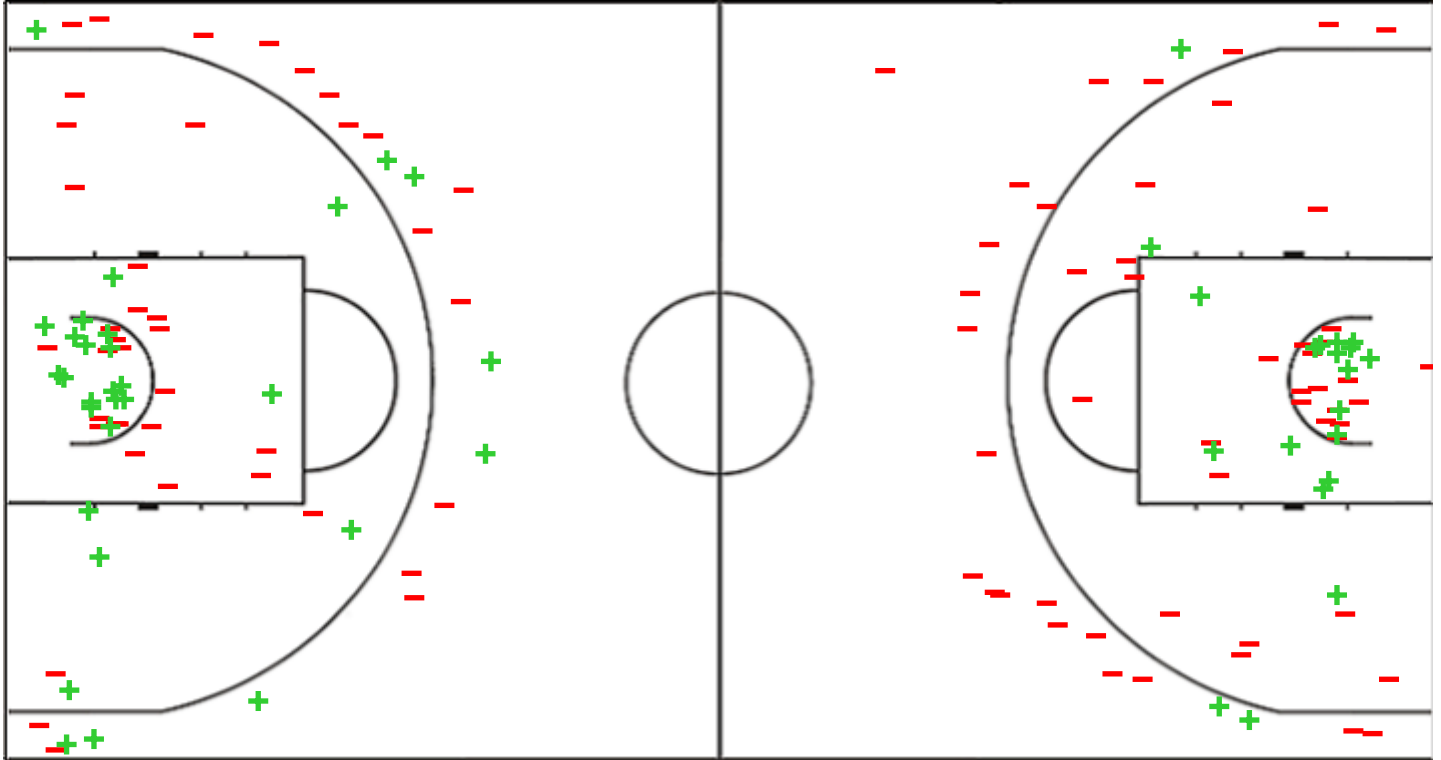
(18-12, 17-14, 16-12, 23-18)

Scoring by 5 min intervals:

	Q1		Q2		Q3		Q4	
CAN	7	18	26	35	46	51	56	74
BRA	3	12	22	26	32	38	49	56

CAN - Canada

BRA - Brazil



CAN	M / A	%
Fied Goals	30 / 71	42
2 Points	22 / 47	47
3 Points	8 / 24	33
Free Throws	6 / 17	35

%	M / A	BRA
28	20 / 72	Fied Goals
36	17 / 47	2 Points
12	3 / 25	3 Points
65	13 / 20	Free Throws

Shot Chart

CAN 74 vs 56 BRA

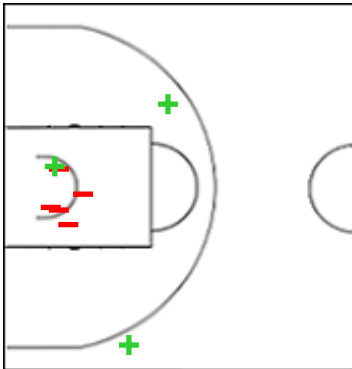
(18-12, 17-14, 16-12, 23-18)

Scoring by 5 min intervals:

	Q1		Q2		Q3		Q4	
CAN	7	18	26	35	46	51	56	74
BRA	3	12	22	26	32	38	49	56

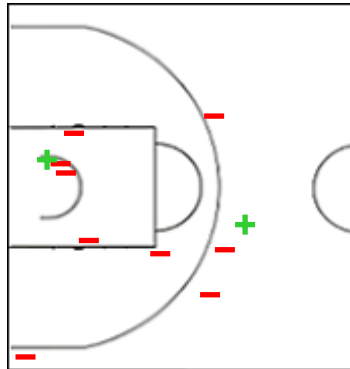
CAN - Canada

1 CHARLES Jordan



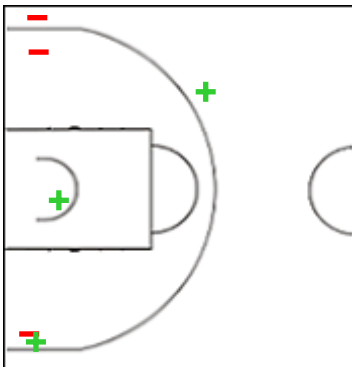
	M / A	%
Fied Goals	3 / 8	38
2 Points	2 / 7	29
3 Points	1 / 1	100
Free Throws	0 / 0	0

4 SAMUELS Kamai



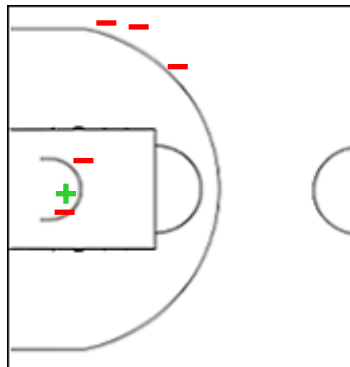
	M / A	%
Fied Goals	2 / 11	18
2 Points	1 / 6	17
3 Points	1 / 5	20
Free Throws	0 / 2	0

7 ETHIER Quinten



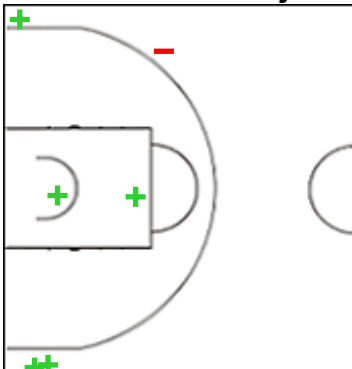
	M / A	%
Fied Goals	3 / 6	50
2 Points	2 / 4	50
3 Points	1 / 2	50
Free Throws	0 / 0	0

8 HEADLEY-SMITH Isaiah



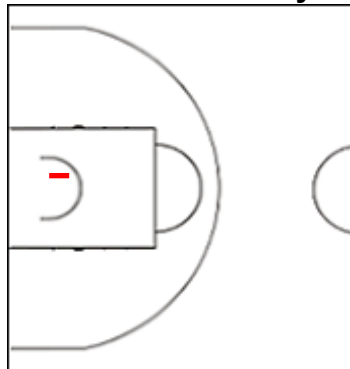
	M / A	%
Fied Goals	1 / 6	17
2 Points	1 / 3	33
3 Points	0 / 3	0
Free Throws	0 / 0	0

9 PATTERSON Elijah



	M / A	%
Fied Goals	5 / 6	83
2 Points	2 / 2	100
3 Points	3 / 4	75
Free Throws	2 / 3	67

11 BELANGER Traymaine



	M / A	%
Fied Goals	0 / 1	0
2 Points	0 / 1	0
3 Points	0 / 0	0
Free Throws	0 / 0	0

Shot Chart

CAN 74 vs 56 BRA

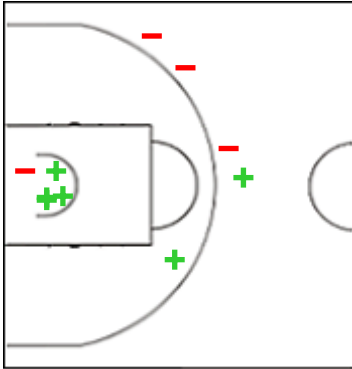
(18-12, 17-14, 16-12, 23-18)

Scoring by 5 min intervals:

	Q1		Q2		Q3		Q4	
CAN	7	18	26	35	46	51	56	74
BRA	3	12	22	26	32	38	49	56

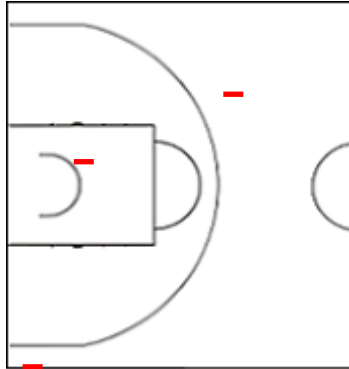
CAN - Canada

13 ANAMALI Patrick



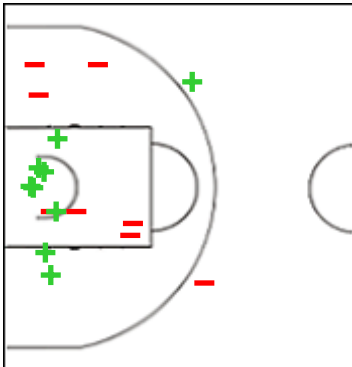
	M / A	%
Fied Goals	6 / 10	60
2 Points	5 / 6	83
3 Points	1 / 4	25
Free Throws	2 / 8	25

14 OKOKOH Godson



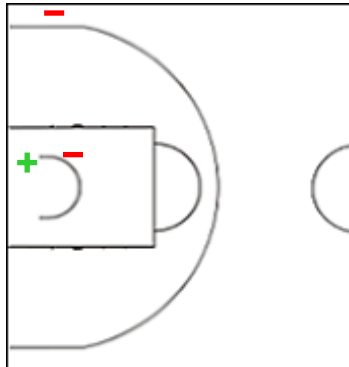
	M / A	%
Fied Goals	0 / 3	0
2 Points	0 / 1	0
3 Points	0 / 2	0
Free Throws	0 / 0	0

25 OSARUYI Paul



	M / A	%
Fied Goals	9 / 17	53
2 Points	8 / 15	53
3 Points	1 / 2	50
Free Throws	2 / 4	50

34 CALIXTE Maxandre



	M / A	%
Fied Goals	1 / 3	33
2 Points	1 / 2	50
3 Points	0 / 1	0
Free Throws	0 / 0	0

Shot Chart

CAN 74 vs 56 BRA

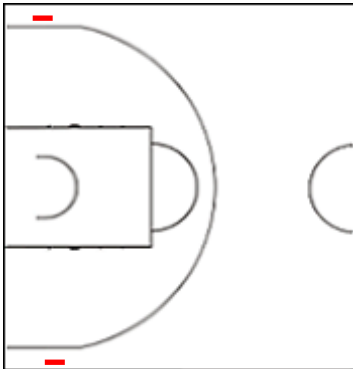
(18-12, 17-14, 16-12, 23-18)

Scoring by 5 min intervals:

	Q1		Q2		Q3		Q4	
CAN	7	18	26	35	46	51	56	74
BRA	3	12	22	26	32	38	49	56

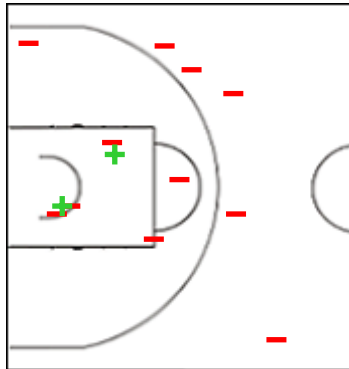
BRA - Brazil

4 SANTOS Isaiah



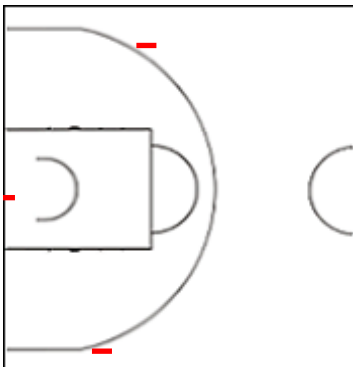
	M / A	%
Fied Goals	0 / 2	0
2 Points	0 / 0	0
3 Points	0 / 2	0
Free Throws	1 / 2	50

5 KEMM Nolan



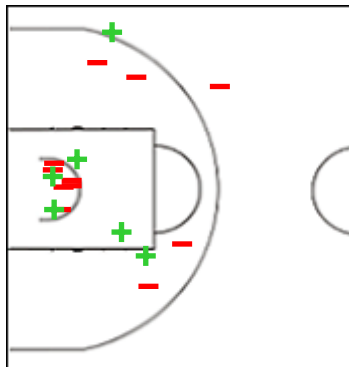
	M / A	%
Fied Goals	2 / 13	15
2 Points	2 / 8	25
3 Points	0 / 5	0
Free Throws	5 / 8	63

6 DE OLIVEIRA Lucas



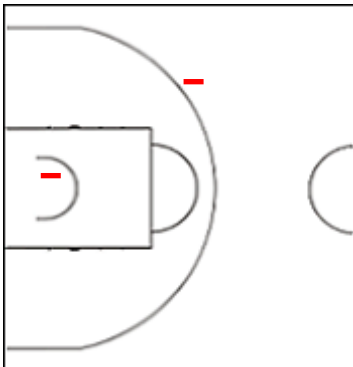
	M / A	%
Fied Goals	0 / 3	0
2 Points	0 / 1	0
3 Points	0 / 2	0
Free Throws	0 / 0	0

7 PERNA Patrick



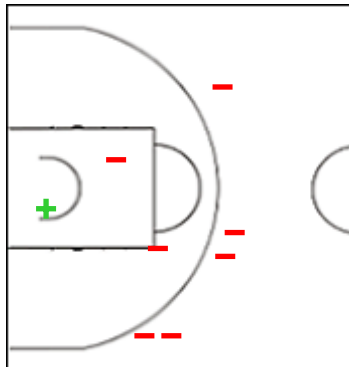
	M / A	%
Fied Goals	6 / 17	35
2 Points	5 / 15	33
3 Points	1 / 2	50
Free Throws	5 / 6	83

9 MONTEIRO Matheus



	M / A	%
Fied Goals	0 / 2	0
2 Points	0 / 1	0
3 Points	0 / 1	0
Free Throws	0 / 0	0

10 BADDINI Pedro



	M / A	%
Fied Goals	1 / 8	13
2 Points	1 / 3	33
3 Points	0 / 5	0
Free Throws	0 / 0	0

Shot Chart

CAN 74 vs 56 BRA

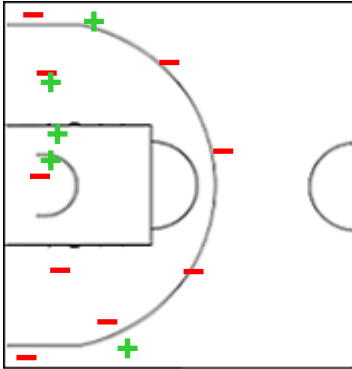
(18-12, 17-14, 16-12, 23-18)

Scoring by 5 min intervals:

	Q1		Q2		Q3		Q4	
CAN	7	18	26	35	46	51	56	74
BRA	3	12	22	26	32	38	49	56

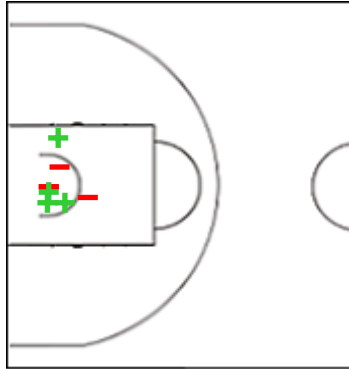
BRA - Brazil

11 FERNANDES Pedro



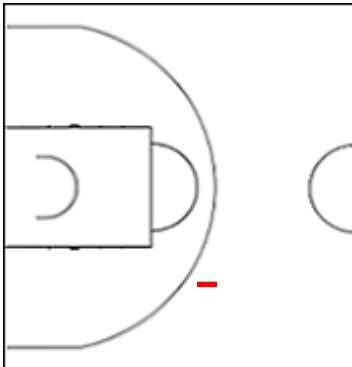
	M / A	%
Fied Goals	5 / 14	36
2 Points	3 / 7	43
3 Points	2 / 7	29
Free Throws	2 / 2	100

12 DE FREITAS Fabricio



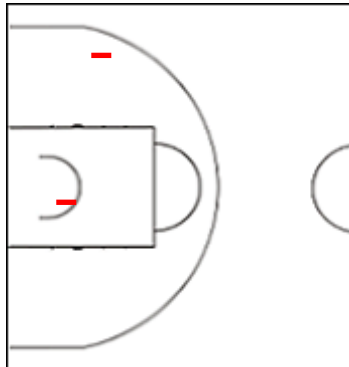
	M / A	%
Fied Goals	4 / 8	50
2 Points	4 / 8	50
3 Points	0 / 0	0
Free Throws	0 / 2	0

13 VAZQUEZ Mathias



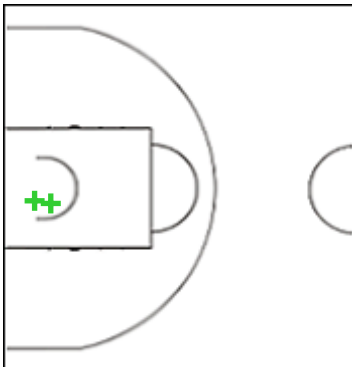
	M / A	%
Fied Goals	0 / 1	0
2 Points	0 / 0	0
3 Points	0 / 1	0
Free Throws	0 / 0	0

14 VICENTINI Francesco



	M / A	%
Fied Goals	0 / 2	0
2 Points	0 / 2	0
3 Points	0 / 0	0
Free Throws	0 / 0	0

15 ARAUJO Danillo



	M / A	%
Fied Goals	2 / 2	100
2 Points	2 / 2	100
3 Points	0 / 0	0
Free Throws	0 / 0	0

Shot Chart

CAN 74 vs 56 BRA

(18-12, 17-14, 16-12, 23-18)

Scoring by 5 min intervals:

	Q1		Q2		Q3		Q4	
CAN	7	18	26	35	46	51	56	74
BRA	3	12	22	26	32	38	49	56

CAN - Canada

BRA - Brazil



	M / A	%
Fied Goals	30 / 71	42
2 Points	22 / 47	47
3 Points	8 / 24	33
Free Throws	6 / 17	35

%	M / A	
28	20 / 72	Fied Goals
36	17 / 47	2 Points
12	3 / 25	3 Points
65	13 / 20	Free Throws