

## Shot Chart

### BRA 72 vs 83 PUR

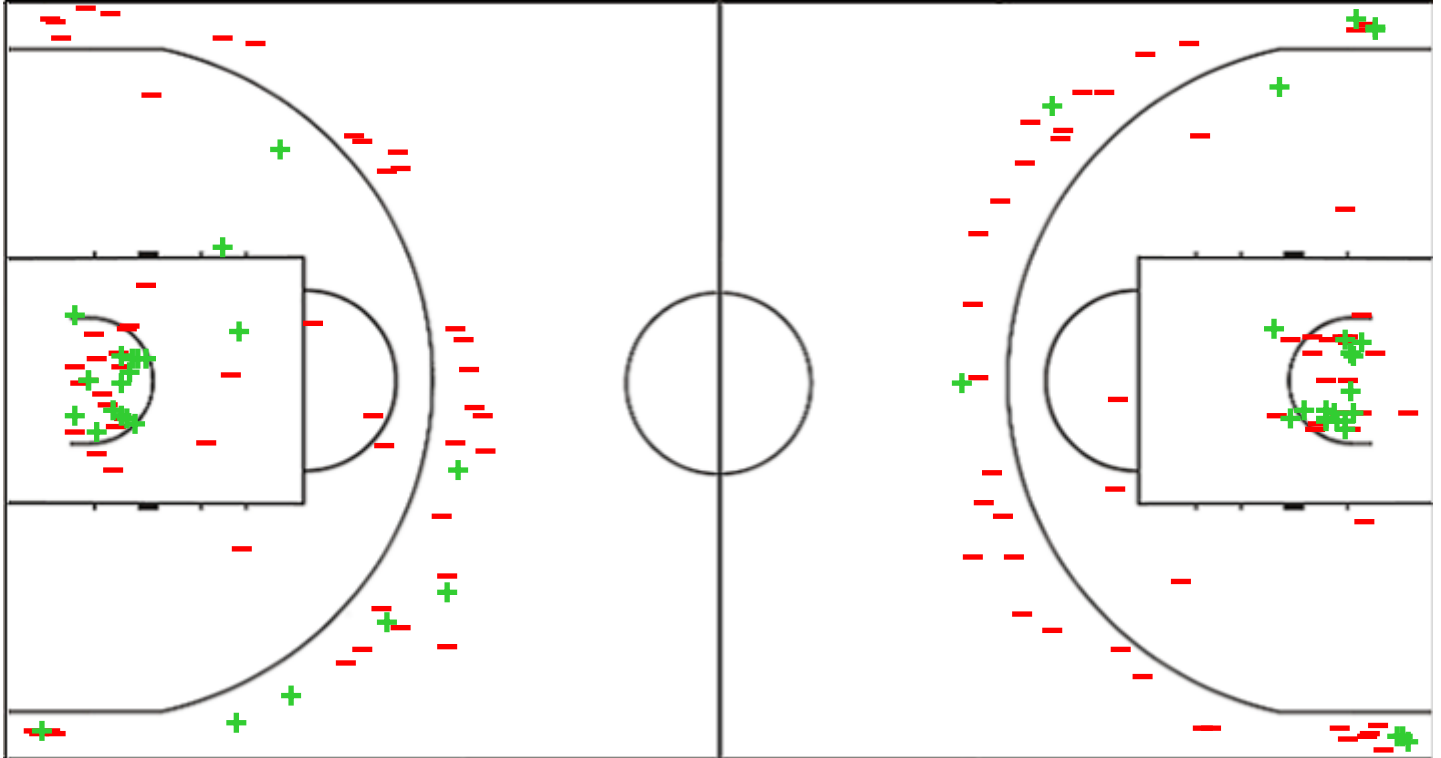
(19-8, 17-17, 14-15, 17-27, 5-16)

Scoring by 5 min intervals:

	Q1		Q2		Q3		Q4		OT1
<b>BRA</b>	11	19	27	36	46	50	57	67	72
<b>PUR</b>	2	8	13	25	33	40	57	67	83

**BRA - Brazil**

**PUR - Puerto Rico**



<b>BRA</b>	M / A	%
Fied Goals	24 / 78	31
2 Points	18 / 41	44
3 Points	6 / 37	16
Free Throws	18 / 26	69

%	M / A	<b>PUR</b>
32	26 / 81	Fied Goals
43	18 / 42	2 Points
21	8 / 39	3 Points
74	23 / 31	Free Throws

## Shot Chart

### BRA 72 vs 83 PUR

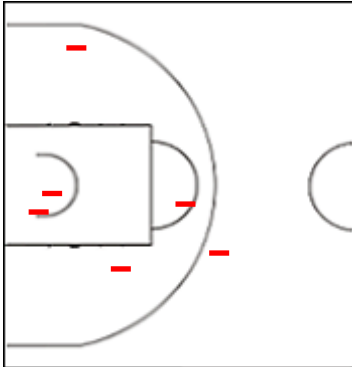
(19-8, 17-17, 14-15, 17-27, 5-16)

Scoring by 5 min intervals:

	Q1		Q2		Q3		Q4		OT1
<b>BRA</b>	11	19	27	36	46	50	57	67	72
<b>PUR</b>	2	8	13	25	33	40	57	67	83

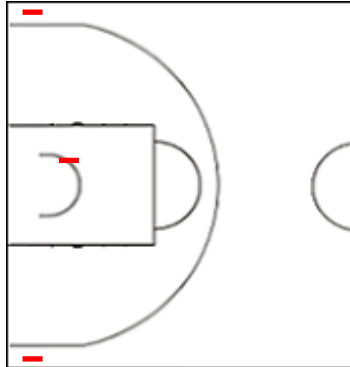
### BRA - Brazil

#### 5 KEMM Nolan



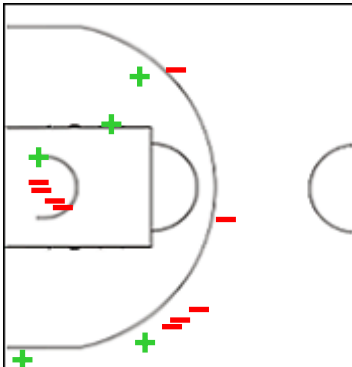
	M / A	%
Fied Goals	0 / 6	0
2 Points	0 / 5	0
3 Points	0 / 1	0
Free Throws	1 / 4	25

#### 6 DE OLIVEIRA Lucas



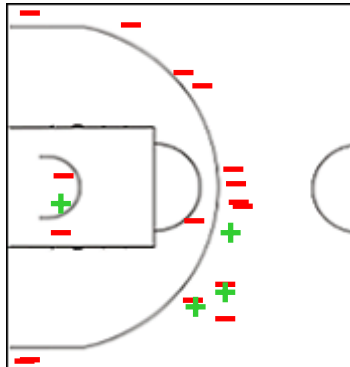
	M / A	%
Fied Goals	0 / 3	0
2 Points	0 / 1	0
3 Points	0 / 2	0
Free Throws	4 / 6	67

#### 7 PERNA Patrick



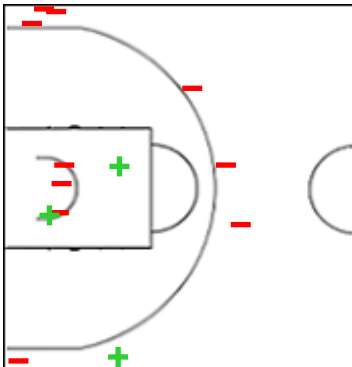
	M / A	%
Fied Goals	5 / 14	36
2 Points	3 / 7	43
3 Points	2 / 7	29
Free Throws	2 / 3	67

#### 9 MONTEIRO Matheus



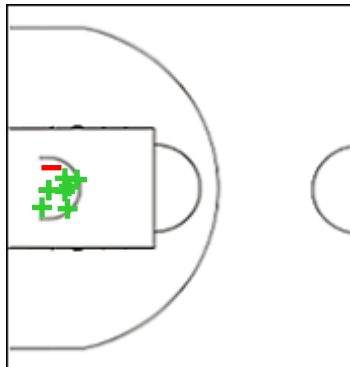
	M / A	%
Fied Goals	4 / 20	20
2 Points	1 / 3	33
3 Points	3 / 17	18
Free Throws	2 / 2	100

#### 11 FERNANDES Pedro



	M / A	%
Fied Goals	3 / 13	23
2 Points	2 / 5	40
3 Points	1 / 8	13
Free Throws	2 / 3	67

#### 12 DE FREITAS Fabricio



	M / A	%
Fied Goals	8 / 10	80
2 Points	8 / 10	80
3 Points	0 / 0	0
Free Throws	0 / 0	0

## Shot Chart

### BRA 72 vs 83 PUR

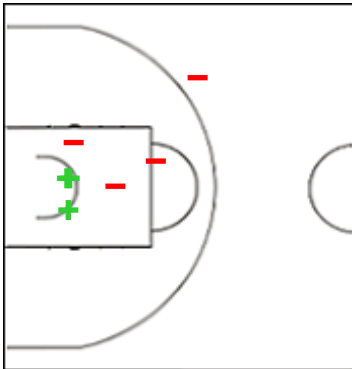
(19-8, 17-17, 14-15, 17-27, 5-16)

Scoring by 5 min intervals:

	Q1		Q2		Q3		Q4		OT1
<b>BRA</b>	11	19	27	36	46	50	57	67	72
<b>PUR</b>	2	8	13	25	33	40	57	67	83

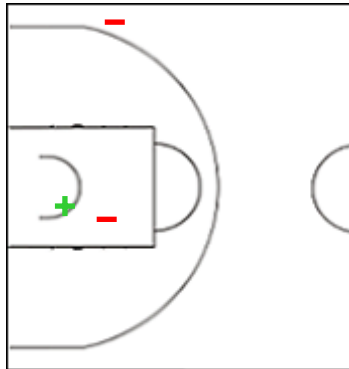
### BRA - Brazil

#### 13 VAZQUEZ Mathias



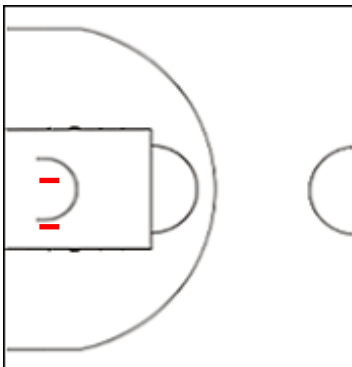
	M / A	%
Fied Goals	3 / 7	43
2 Points	3 / 6	50
3 Points	0 / 1	0
Free Throws	5 / 6	83

#### 14 VICENTINI Francesco



	M / A	%
Fied Goals	1 / 3	33
2 Points	1 / 2	50
3 Points	0 / 1	0
Free Throws	0 / 0	0

#### 15 ARAUJO Danilo



	M / A	%
Fied Goals	0 / 2	0
2 Points	0 / 2	0
3 Points	0 / 0	0
Free Throws	2 / 2	100

## Shot Chart

### BRA 72 vs 83 PUR

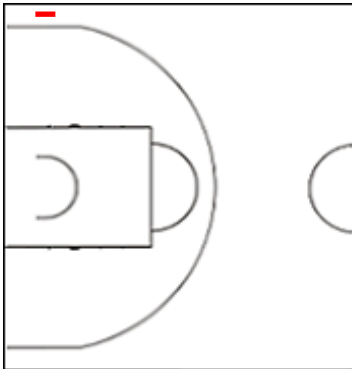
(19-8, 17-17, 14-15, 17-27, 5-16)

Scoring by 5 min intervals:

	Q1		Q2		Q3		Q4		OT1
<b>BRA</b>	11	19	27	36	46	50	57	67	72
<b>PUR</b>	2	8	13	25	33	40	57	67	83

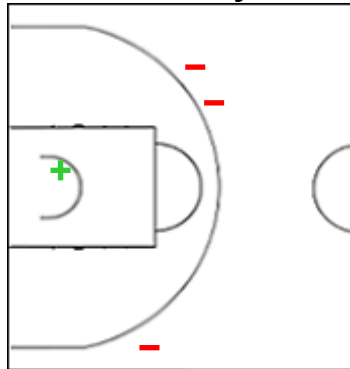
### PUR - Puerto Rico

#### 0 FUENTES Mason



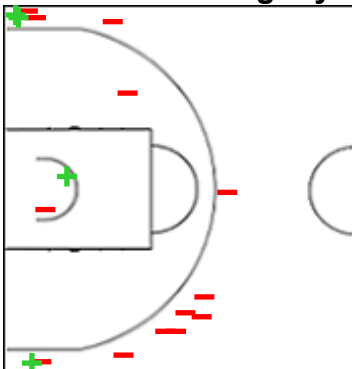
	M / A	%
Fied Goals	0 / 1	0
2 Points	0 / 0	0
3 Points	0 / 1	0
Free Throws	0 / 0	0

#### 3 FUENTES Myles



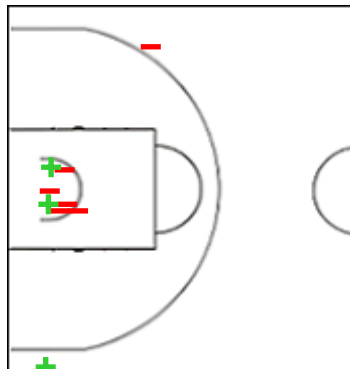
	M / A	%
Fied Goals	1 / 4	25
2 Points	1 / 1	100
3 Points	0 / 3	0
Free Throws	0 / 0	0

#### 6 SANTIAGO Rogny



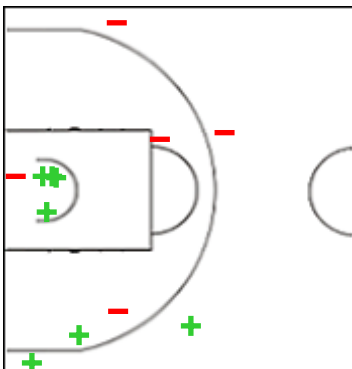
	M / A	%
Fied Goals	4 / 17	24
2 Points	1 / 3	33
3 Points	3 / 14	21
Free Throws	0 / 0	0

#### 12 ROMAN Justin



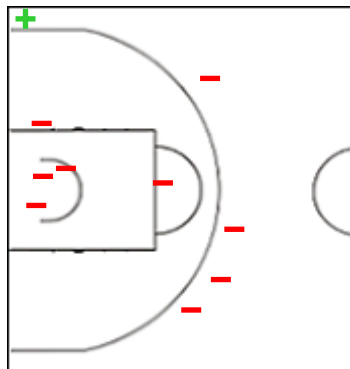
	M / A	%
Fied Goals	3 / 9	33
2 Points	2 / 7	29
3 Points	1 / 2	50
Free Throws	9 / 12	75

#### 13 ROSA Richard



	M / A	%
Fied Goals	7 / 12	58
2 Points	5 / 8	63
3 Points	2 / 4	50
Free Throws	2 / 3	67

#### 15 SANTIAGO Mason



	M / A	%
Fied Goals	1 / 10	10
2 Points	0 / 5	0
3 Points	1 / 5	20
Free Throws	0 / 0	0

## Shot Chart

### BRA 72 vs 83 PUR

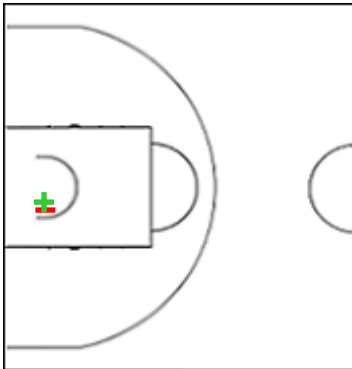
(19-8, 17-17, 14-15, 17-27, 5-16)

Scoring by 5 min intervals:

	Q1		Q2		Q3		Q4		OT1
<b>BRA</b>	11	19	27	36	46	50	57	67	72
<b>PUR</b>	2	8	13	25	33	40	57	67	83

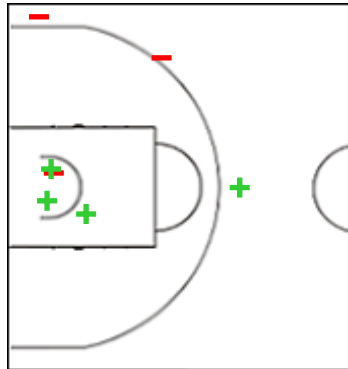
### PUR - Puerto Rico

#### 18 STEWART JR Vincent



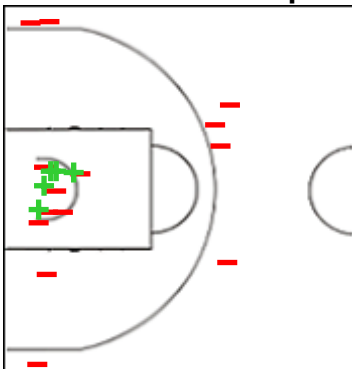
	M / A	%
Fied Goals	1 / 2	50
2 Points	1 / 2	50
3 Points	0 / 0	0
Free Throws	2 / 4	50

#### 20 MONTES Alexander



	M / A	%
Fied Goals	4 / 7	57
2 Points	3 / 4	75
3 Points	1 / 3	33
Free Throws	1 / 3	33

#### 21 QUINONES Felipe



	M / A	%
Fied Goals	5 / 19	26
2 Points	5 / 12	42
3 Points	0 / 7	0
Free Throws	9 / 9	100

## Shot Chart

### BRA 72 vs 83 PUR

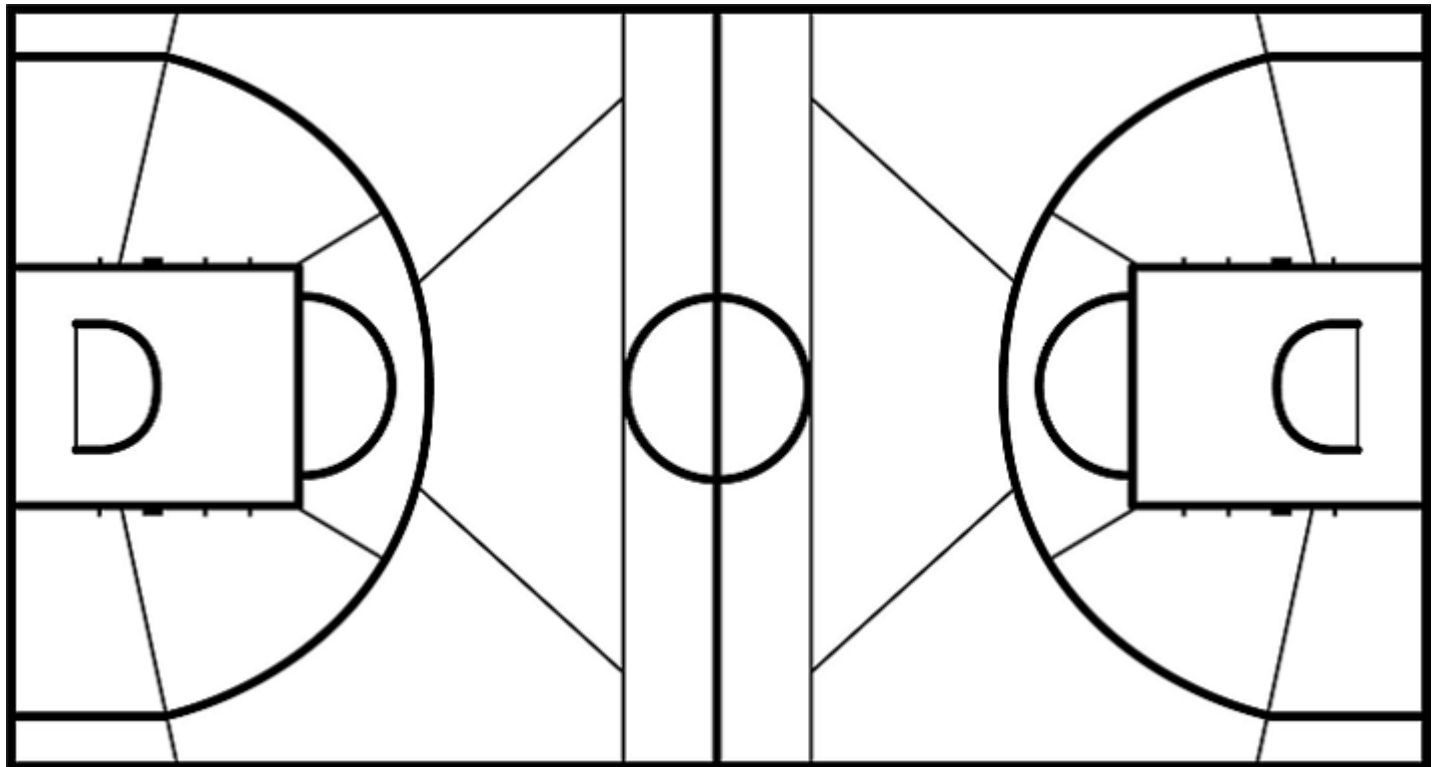
(19-8, 17-17, 14-15, 17-27, 5-16)

Scoring by 5 min intervals:

	Q1		Q2		Q3		Q4		OT1
<b>BRA</b>	11	19	27	36	46	50	57	67	72
<b>PUR</b>	2	8	13	25	33	40	57	67	83

**BRA - Brazil**

**PUR - Puerto Rico**



	M / A	%
<b>Fied Goals</b>	24 / 78	31
<b>2 Points</b>	18 / 41	44
<b>3 Points</b>	6 / 37	16
<b>Free Throws</b>	18 / 26	69

%	M / A	
32	26 / 81	<b>Fied Goals</b>
43	18 / 42	<b>2 Points</b>
21	8 / 39	<b>3 Points</b>
74	23 / 31	<b>Free Throws</b>