



# FIBA U16 Americas Championship 2023

Venue: Poliforum Zamna  
 Game Date: SAT 10 JUN 2023  
 Game Time: 12:30

Game No: 17  
 Attendance: 55  
 Game Duration: 01:34

## Shot Chart

### URU 51 vs 73 BRA

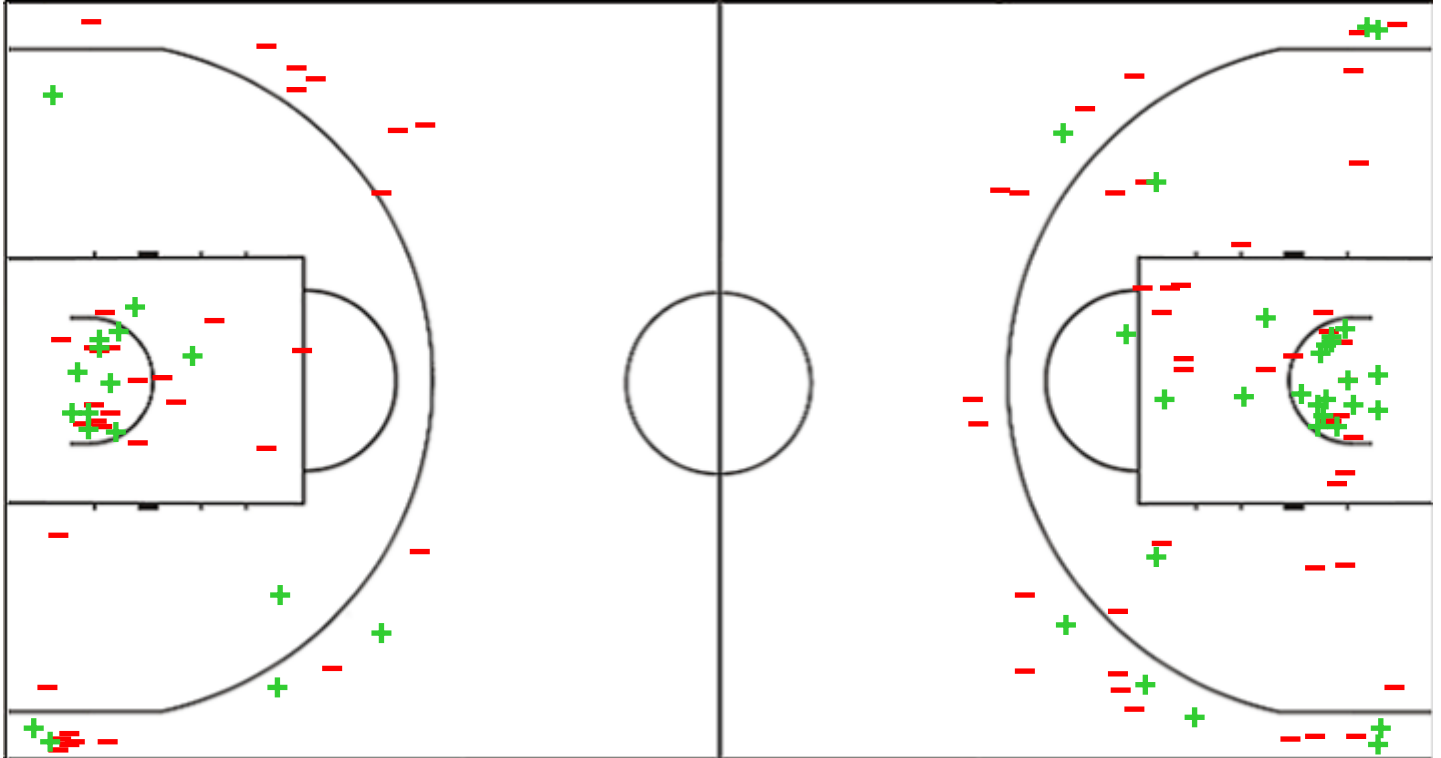
(12-25, 16-18, 17-16, 6-14)

Scoring by 5 min intervals:

	Q1		Q2		Q3		Q4	
<b>URU</b>	6	12	21	28	39	45	49	51
<b>BRA</b>	12	25	32	43	47	59	63	73

URU - Uruguay

BRA - Brazil



URU	M / A	%
Fied Goals	17 / 53	32
2 Points	13 / 33	39
3 Points	4 / 20	20
Free Throws	13 / 21	62

%	M / A	BRA
39	29 / 74	Fied Goals
42	21 / 50	2 Points
33	8 / 24	3 Points
35	7 / 20	Free Throws

## Shot Chart

### URU 51 vs 73 BRA

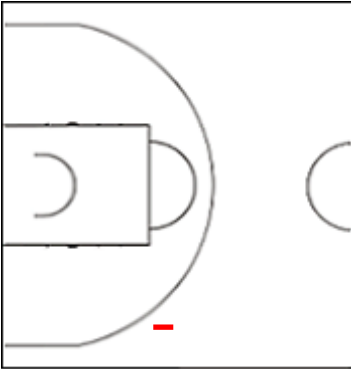
(12-25, 16-18, 17-16, 6-14)

Scoring by 5 min intervals:

	Q1		Q2		Q3		Q4	
<b>URU</b>	6	12	21	28	39	45	49	51
<b>BRA</b>	12	25	32	43	47	59	63	73

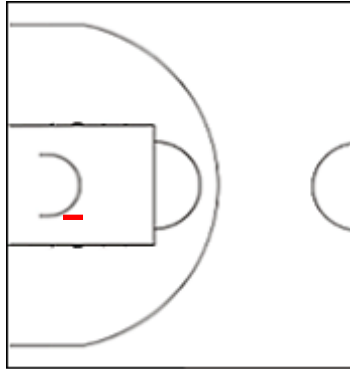
### URU - Uruguay

#### 5 IMAS Luis



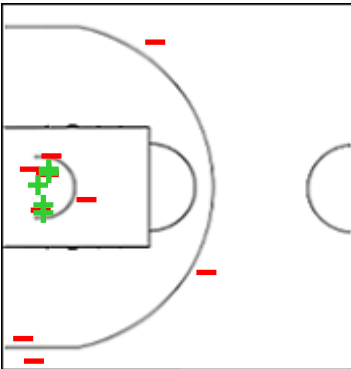
	M / A	%
Fied Goals	0 / 1	0
2 Points	0 / 0	0
3 Points	0 / 1	0
Free Throws	0 / 0	0

#### 6 PEREIRA Francisco



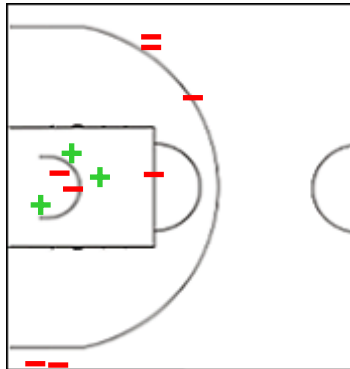
	M / A	%
Fied Goals	0 / 1	0
2 Points	0 / 1	0
3 Points	0 / 0	0
Free Throws	0 / 0	0

#### 8 CURBELO Valentin



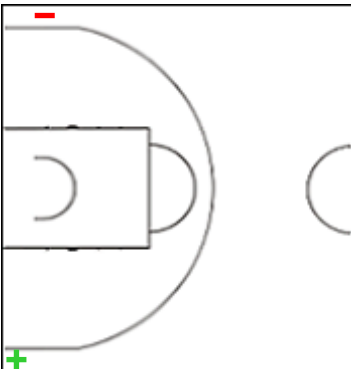
	M / A	%
Fied Goals	5 / 16	31
2 Points	5 / 13	38
3 Points	0 / 3	0
Free Throws	8 / 11	73

#### 9 RODRIGUEZ Lucas



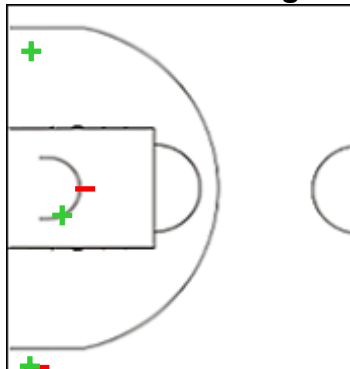
	M / A	%
Fied Goals	3 / 11	27
2 Points	3 / 6	50
3 Points	0 / 5	0
Free Throws	2 / 4	50

#### 12 ESPINOSA Emiliano



	M / A	%
Fied Goals	1 / 2	50
2 Points	0 / 0	0
3 Points	1 / 2	50
Free Throws	0 / 0	0

#### 15 TRICOT Santiago



	M / A	%
Fied Goals	3 / 6	50
2 Points	2 / 3	67
3 Points	1 / 3	33
Free Throws	0 / 0	0

## Shot Chart

### URU 51 vs 73 BRA

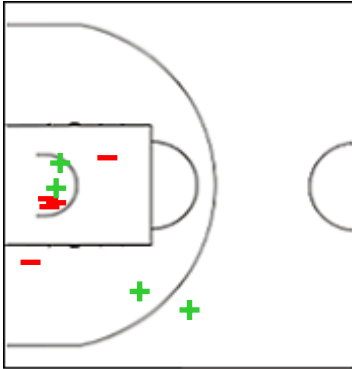
(12-25, 16-18, 17-16, 6-14)

Scoring by 5 min intervals:

	Q1		Q2		Q3		Q4	
<b>URU</b>	6	12	21	28	39	45	49	51
<b>BRA</b>	12	25	32	43	47	59	63	73

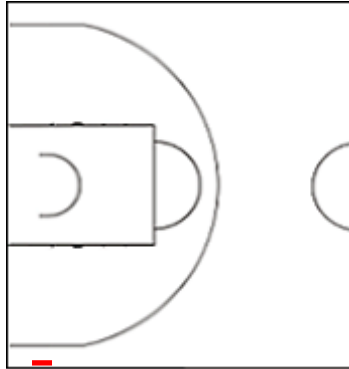
### URU - Uruguay

#### 19 SUAREZ Ismael



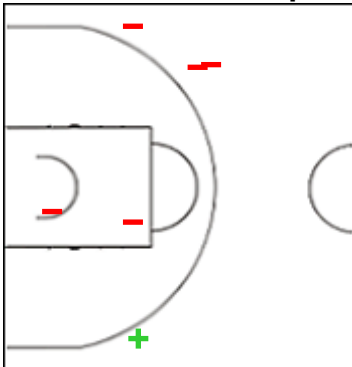
	M / A	%
<b>Fied Goals</b>	4 / 9	44
<b>2 Points</b>	3 / 8	38
<b>3 Points</b>	1 / 1	100
<b>Free Throws</b>	0 / 0	0

#### 33 ACUÑA Valentino



	M / A	%
<b>Fied Goals</b>	0 / 1	0
<b>2 Points</b>	0 / 0	0
<b>3 Points</b>	0 / 1	0
<b>Free Throws</b>	1 / 2	50

#### 59 TABOADA Joaquin



	M / A	%
<b>Fied Goals</b>	1 / 6	17
<b>2 Points</b>	0 / 2	0
<b>3 Points</b>	1 / 4	25
<b>Free Throws</b>	1 / 2	50

## Shot Chart

### URU 51 vs 73 BRA

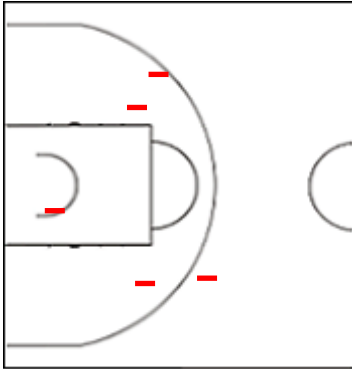
(12-25, 16-18, 17-16, 6-14)

Scoring by 5 min intervals:

	Q1		Q2		Q3		Q4	
<b>URU</b>	6	12	21	28	39	45	49	51
<b>BRA</b>	12	25	32	43	47	59	63	73

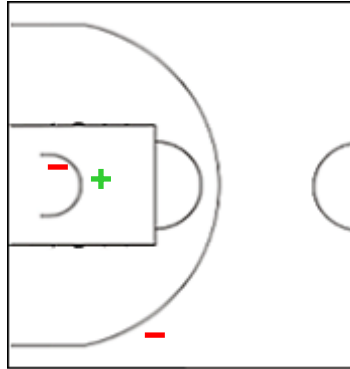
### BRA - Brazil

#### 5 KEMM Nolan



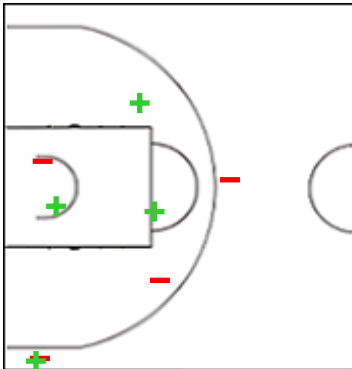
	M / A	%
Fied Goals	0 / 5	0
2 Points	0 / 4	0
3 Points	0 / 1	0
Free Throws	3 / 6	50

#### 6 DE OLIVEIRA Lucas



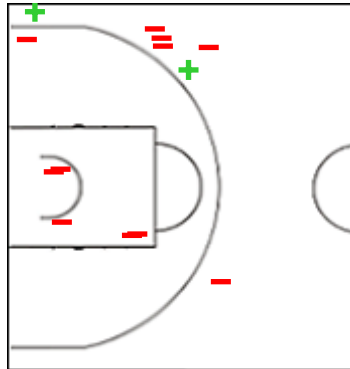
	M / A	%
Fied Goals	1 / 3	33
2 Points	1 / 2	50
3 Points	0 / 1	0
Free Throws	0 / 4	0

#### 7 PERNA Patrick



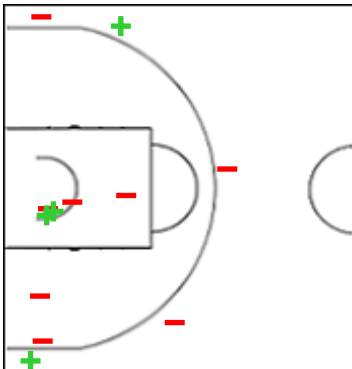
	M / A	%
Fied Goals	4 / 8	50
2 Points	3 / 5	60
3 Points	1 / 3	33
Free Throws	0 / 0	0

#### 9 MONTEIRO Matheus



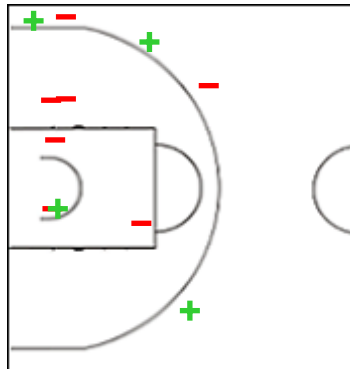
	M / A	%
Fied Goals	2 / 13	15
2 Points	0 / 6	0
3 Points	2 / 7	29
Free Throws	2 / 2	100

#### 10 BADDINI Pedro



	M / A	%
Fied Goals	4 / 12	33
2 Points	2 / 7	29
3 Points	2 / 5	40
Free Throws	0 / 2	0

#### 11 FERNANDES Pedro



	M / A	%
Fied Goals	4 / 11	36
2 Points	1 / 6	17
3 Points	3 / 5	60
Free Throws	0 / 0	0

## Shot Chart

### URU 51 vs 73 BRA

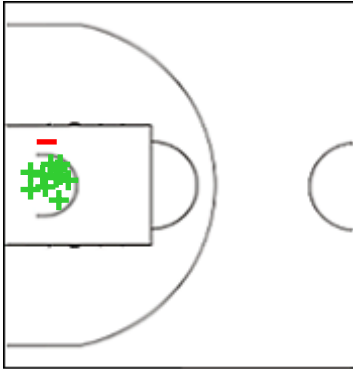
(12-25, 16-18, 17-16, 6-14)

Scoring by 5 min intervals:

	Q1		Q2		Q3		Q4	
<b>URU</b>	6	12	21	28	39	45	49	51
<b>BRA</b>	12	25	32	43	47	59	63	73

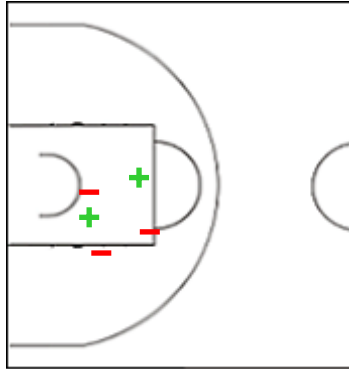
### BRA - Brazil

#### 12 DE FREITAS Fabricio



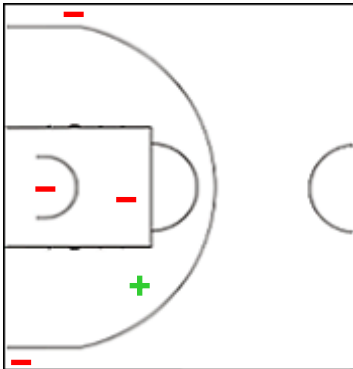
	M / A	%
Fied Goals	11 / 12	92
2 Points	11 / 12	92
3 Points	0 / 0	0
Free Throws	1 / 4	25

#### 13 VAZQUEZ Mathias



	M / A	%
Fied Goals	2 / 5	40
2 Points	2 / 5	40
3 Points	0 / 0	0
Free Throws	1 / 2	50

#### 14 VICENTINI Francesco



	M / A	%
Fied Goals	1 / 5	20
2 Points	1 / 3	33
3 Points	0 / 2	0
Free Throws	0 / 0	0

## Shot Chart

### URU 51 vs 73 BRA

(12-25, 16-18, 17-16, 6-14)

Scoring by 5 min intervals:

	Q1		Q2		Q3		Q4	
<b>URU</b>	6	12	21	28	39	45	49	51
<b>BRA</b>	12	25	32	43	47	59	63	73

URU - Uruguay

BRA - Brazil



	M / A	%
<b>Fied Goals</b>	17 / 53	32
<b>2 Points</b>	13 / 33	39
<b>3 Points</b>	4 / 20	20
<b>Free Throws</b>	13 / 21	62

%	M / A	
39	29 / 74	<b>Fied Goals</b>
42	21 / 50	<b>2 Points</b>
33	8 / 24	<b>3 Points</b>
35	7 / 20	<b>Free Throws</b>