



# FIBA U16 Americas Championship 2023

Venue: Poliforum Zamna  
 Game Date: SAT 10 JUN 2023  
 Game Time: 17:30

Game No: 19  
 Attendance: 698  
 Game Duration: 01:46

## Shot Chart

### USA 122 vs 63 PUR

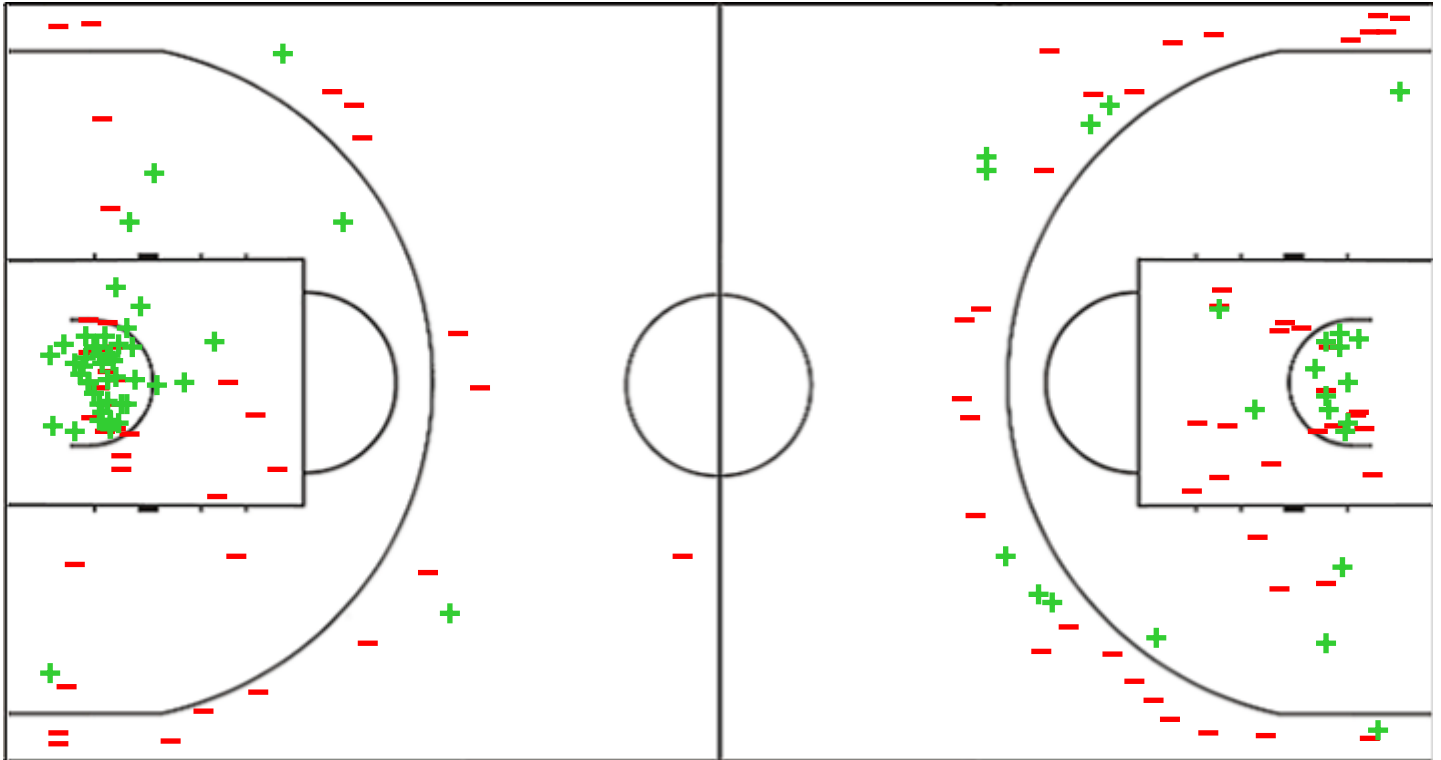
(32-25, 30-17, 38-7, 22-14)

Scoring by 5 min intervals:

	Q1		Q2		Q3		Q4	
<b>USA</b>	13	32	44	62	86	100	110	122
<b>PUR</b>	14	25	35	42	48	49	54	63

USA - USA

PUR - Puerto Rico



USA	M / A	%
Fied Goals	52 / 93	56
2 Points	50 / 76	66
3 Points	2 / 17	12
Free Throws	16 / 30	53

PUR	M / A	%
Fied Goals	24 / 70	34
2 Points	16 / 37	43
3 Points	8 / 33	24
Free Throws	7 / 11	64

## Shot Chart

### USA 122 vs 63 PUR

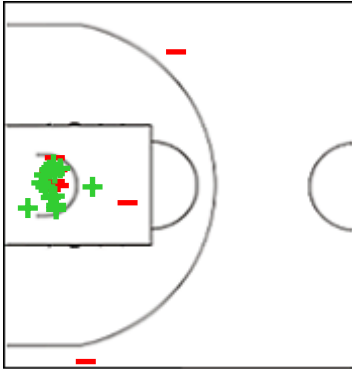
(32-25, 30-17, 38-7, 22-14)

Scoring by 5 min intervals:

	Q1		Q2		Q3		Q4	
<b>USA</b>	13	32	44	62	86	100	110	122
<b>PUR</b>	14	25	35	42	48	49	54	63

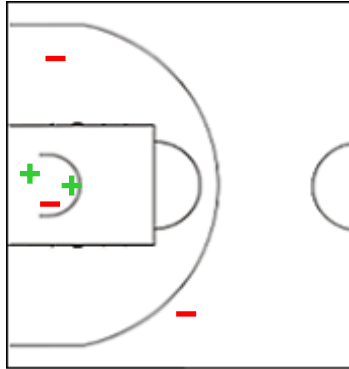
### USA - USA

#### 4 PEAT Koa



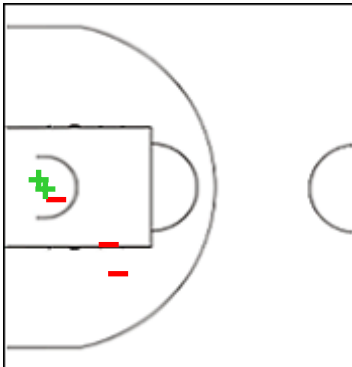
	M / A	%
Fied Goals	13 / 22	59
2 Points	13 / 20	65
3 Points	0 / 2	0
Free Throws	3 / 7	43

#### 5 BOOZER Cayden



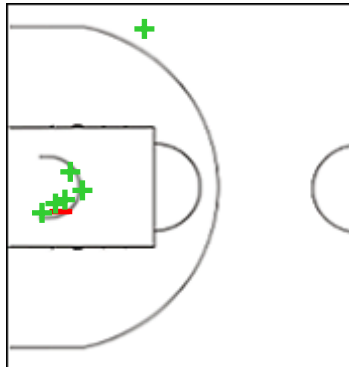
	M / A	%
Fied Goals	2 / 5	40
2 Points	2 / 4	50
3 Points	0 / 1	0
Free Throws	0 / 0	0

#### 6 HOLT Caleb



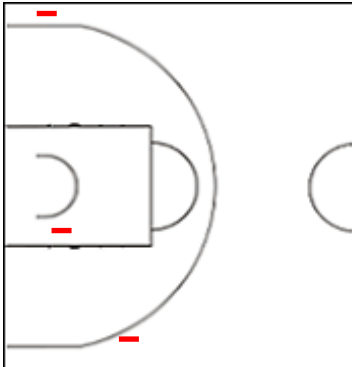
	M / A	%
Fied Goals	2 / 5	40
2 Points	2 / 5	40
3 Points	0 / 0	0
Free Throws	3 / 4	75

#### 7 DYBANTSA JR. Anicet



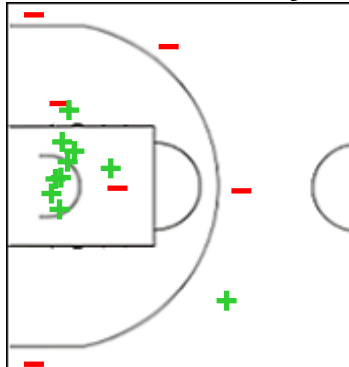
	M / A	%
Fied Goals	6 / 8	75
2 Points	5 / 7	71
3 Points	1 / 1	100
Free Throws	2 / 3	67

#### 8 MANDAQUIT Jason



	M / A	%
Fied Goals	0 / 3	0
2 Points	0 / 1	0
3 Points	0 / 2	0
Free Throws	0 / 0	0

#### 9 PETERSON Darryn



	M / A	%
Fied Goals	10 / 16	63
2 Points	9 / 11	82
3 Points	1 / 5	20
Free Throws	1 / 1	100

## Shot Chart

### USA 122 vs 63 PUR

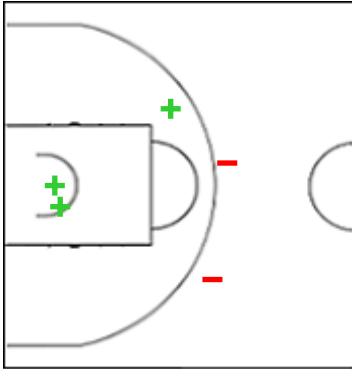
(32-25, 30-17, 38-7, 22-14)

Scoring by 5 min intervals:

	Q1		Q2		Q3		Q4	
<b>USA</b>	13	32	44	62	86	100	110	122
<b>PUR</b>	14	25	35	42	48	49	54	63

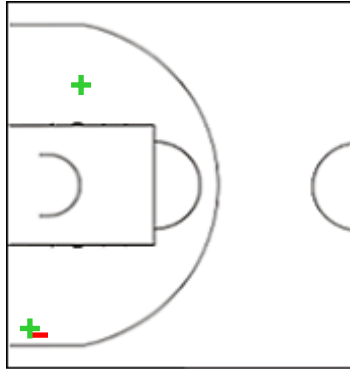
### USA - USA

#### 10 HARWELL Isiah



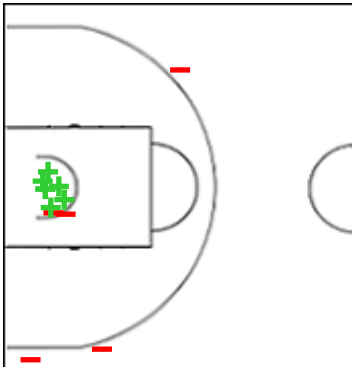
	M / A	%
Fied Goals	3 / 5	60
2 Points	3 / 3	100
3 Points	0 / 2	0
Free Throws	0 / 0	0

#### 11 MONTONATI Jalen



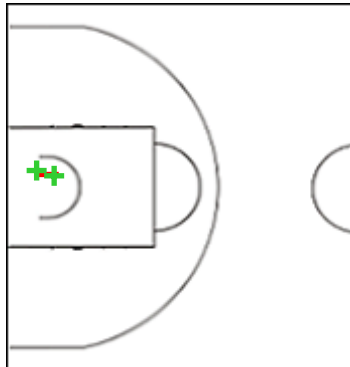
	M / A	%
Fied Goals	2 / 3	67
2 Points	2 / 3	67
3 Points	0 / 0	0
Free Throws	0 / 0	0

#### 12 BOOZER Cameron



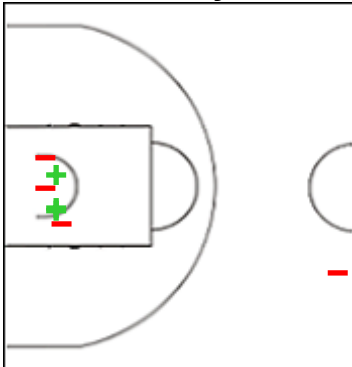
	M / A	%
Fied Goals	7 / 12	58
2 Points	7 / 9	78
3 Points	0 / 3	0
Free Throws	1 / 3	33

#### 13 MCCOY Brandon



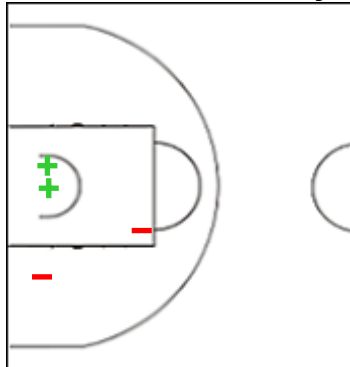
	M / A	%
Fied Goals	2 / 3	67
2 Points	2 / 3	67
3 Points	0 / 0	0
Free Throws	0 / 0	0

#### 14 STOKES Tyran



	M / A	%
Fied Goals	3 / 7	43
2 Points	3 / 6	50
3 Points	0 / 1	0
Free Throws	1 / 4	25

#### 15 QUAINANCE Jayden



	M / A	%
Fied Goals	2 / 4	50
2 Points	2 / 4	50
3 Points	0 / 0	0
Free Throws	5 / 8	63

## Shot Chart

### USA 122 vs 63 PUR

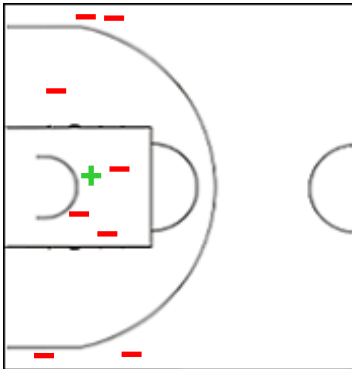
(32-25, 30-17, 38-7, 22-14)

Scoring by 5 min intervals:

	Q1		Q2		Q3		Q4	
<b>USA</b>	13	32	44	62	86	100	110	122
<b>PUR</b>	14	25	35	42	48	49	54	63

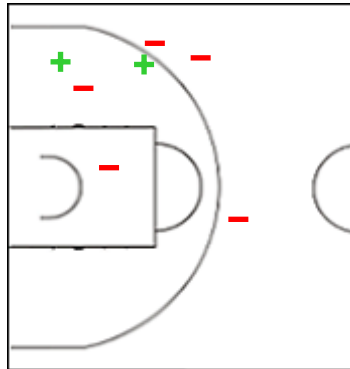
### PUR - Puerto Rico

#### 0 FUENTES Mason



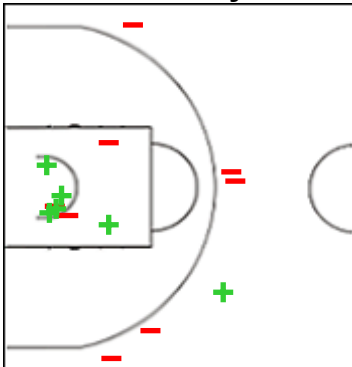
	M / A	%
Fied Goals	1 / 9	11
2 Points	1 / 5	20
3 Points	0 / 4	0
Free Throws	0 / 0	0

#### 2 HIDALGO Judah Ezekiel



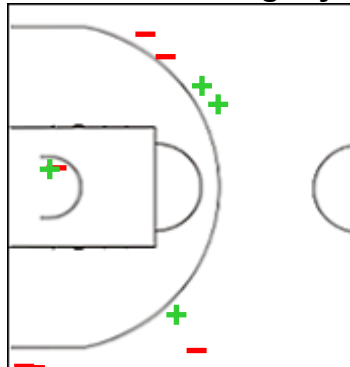
	M / A	%
Fied Goals	2 / 7	29
2 Points	2 / 4	50
3 Points	0 / 3	0
Free Throws	1 / 2	50

#### 3 FUENTES Myles



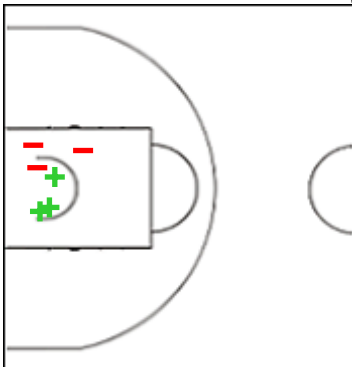
	M / A	%
Fied Goals	6 / 14	43
2 Points	5 / 8	63
3 Points	1 / 6	17
Free Throws	1 / 1	100

#### 6 SANTIAGO Rognny



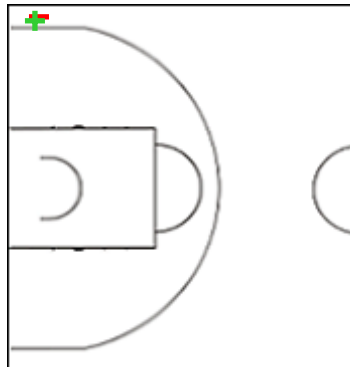
	M / A	%
Fied Goals	4 / 10	40
2 Points	1 / 2	50
3 Points	3 / 8	38
Free Throws	0 / 0	0

#### 10 CANDELARIA Davey



	M / A	%
Fied Goals	3 / 6	50
2 Points	3 / 6	50
3 Points	0 / 0	0
Free Throws	0 / 0	0

#### 12 ROMAN Justin



	M / A	%
Fied Goals	1 / 2	50
2 Points	0 / 0	0
3 Points	1 / 2	50
Free Throws	0 / 0	0

## Shot Chart

### USA 122 vs 63 PUR

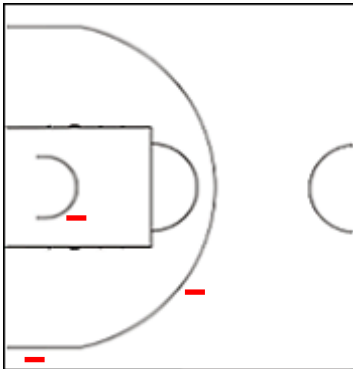
(32-25, 30-17, 38-7, 22-14)

Scoring by 5 min intervals:

	Q1		Q2		Q3		Q4	
<b>USA</b>	13	32	44	62	86	100	110	122
<b>PUR</b>	14	25	35	42	48	49	54	63

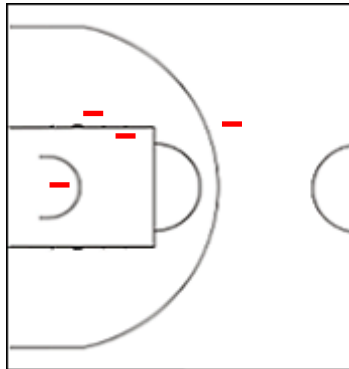
### PUR - Puerto Rico

#### 13 ROSA Richard



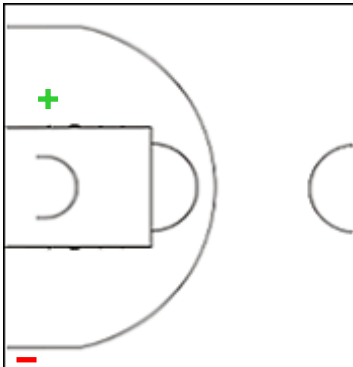
	M / A	%
Fied Goals	0 / 3	0
2 Points	0 / 1	0
3 Points	0 / 2	0
Free Throws	0 / 0	0

#### 14 RIVERA James



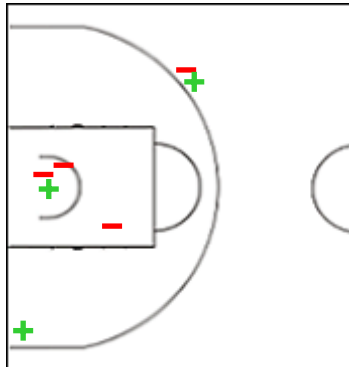
	M / A	%
Fied Goals	0 / 4	0
2 Points	0 / 3	0
3 Points	0 / 1	0
Free Throws	1 / 2	50

#### 15 SANTIAGO Mason



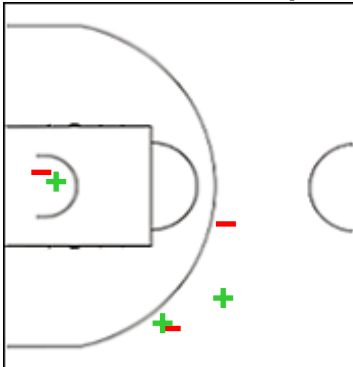
	M / A	%
Fied Goals	1 / 2	50
2 Points	1 / 1	100
3 Points	0 / 1	0
Free Throws	1 / 2	50

#### 20 MONTES Alexander



	M / A	%
Fied Goals	3 / 7	43
2 Points	2 / 5	40
3 Points	1 / 2	50
Free Throws	2 / 2	100

#### 21 QUINONES Felipe



	M / A	%
Fied Goals	3 / 6	50
2 Points	1 / 2	50
3 Points	2 / 4	50
Free Throws	1 / 2	50

## Shot Chart

### USA 122 vs 63 PUR

(32-25, 30-17, 38-7, 22-14)

Scoring by 5 min intervals:

	Q1		Q2		Q3		Q4	
<b>USA</b>	13	32	44	62	86	100	110	122
<b>PUR</b>	14	25	35	42	48	49	54	63

#### USA - USA

#### PUR - Puerto Rico



	M / A	%
<b>Fied Goals</b>	52 / 93	56
<b>2 Points</b>	50 / 76	66
<b>3 Points</b>	2 / 17	12
<b>Free Throws</b>	16 / 30	53

%	M / A	
34	24 / 70	<b>Fied Goals</b>
43	16 / 37	<b>2 Points</b>
24	8 / 33	<b>3 Points</b>
64	7 / 11	<b>Free Throws</b>