

Shot Chart

PUR 86 vs 76 ARG

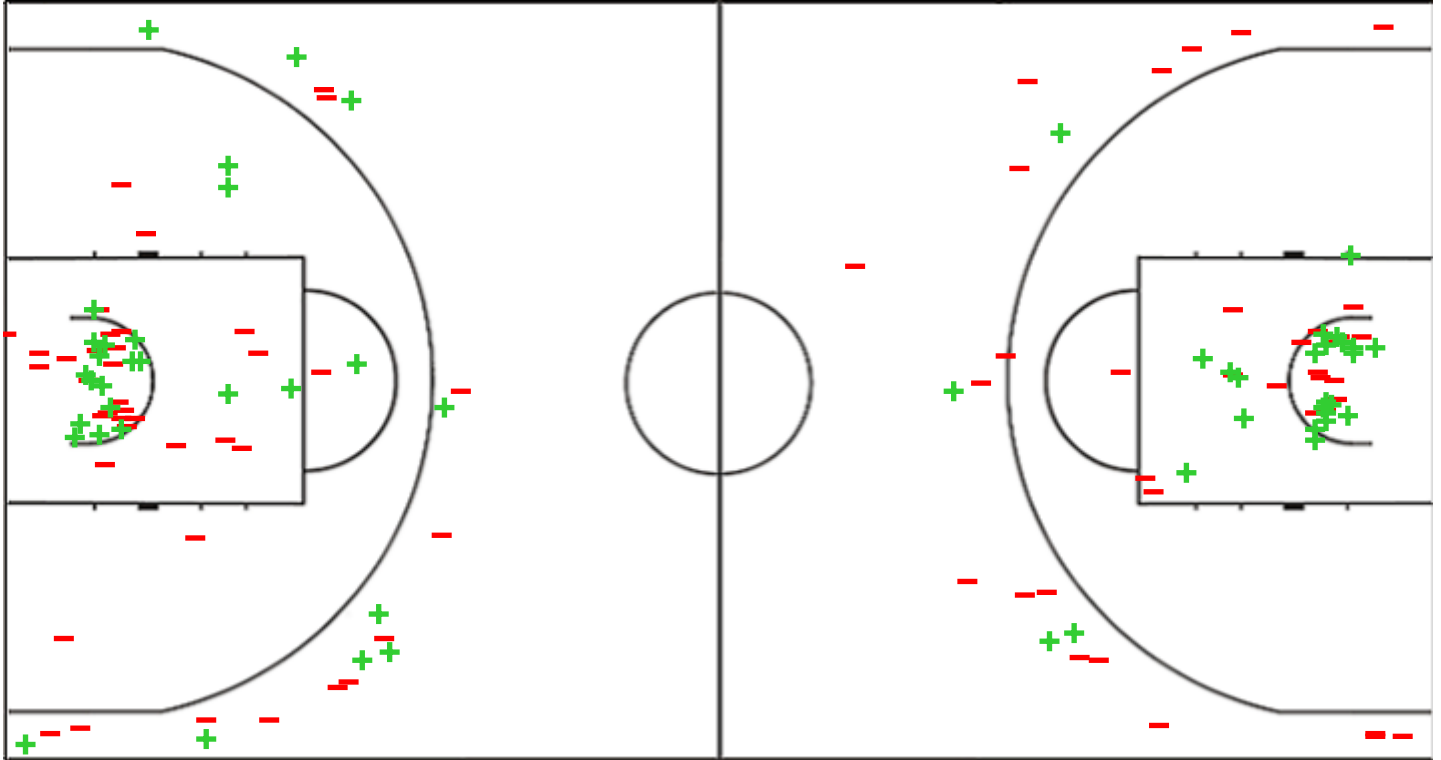
(17-19, 19-14, 22-14, 13-24, 15-5)

Scoring by 5 min intervals:

	Q1		Q2		Q3		Q4		OT1
PUR	9	17	27	36	43	58	66	71	86
ARG	8	19	23	33	36	47	63	71	76

PUR - Puerto Rico

ARG - Argentina



PUR	M / A	%
Fied Goals	29 / 69	42
2 Points	20 / 49	41
3 Points	9 / 20	45
Free Throws	19 / 36	53

ARG	M / A	%
Fied Goals	26 / 62	42
2 Points	22 / 40	55
3 Points	4 / 22	18
Free Throws	20 / 28	71

Shot Chart

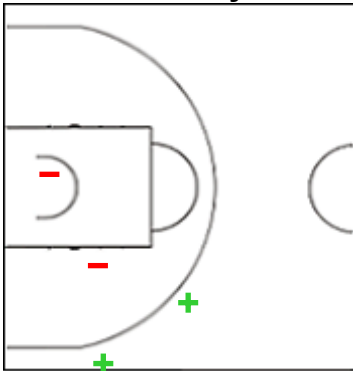
PUR 86 vs 76 ARG (17-19, 19-14, 22-14, 13-24, 15-5)

Scoring by 5 min intervals:

	Q1		Q2		Q3		Q4		OT1
PUR	9	17	27	36	43	58	66	71	86
ARG	8	19	23	33	36	47	63	71	76

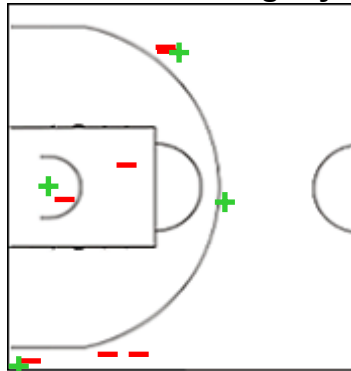
PUR - Puerto Rico

3 FUENTES Myles



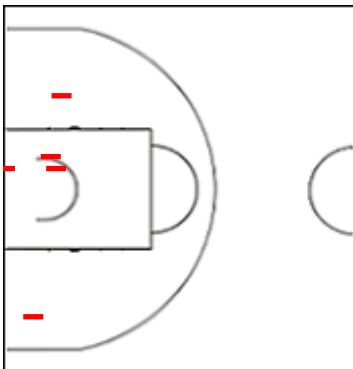
	M / A	%
Fied Goals	2 / 4	50
2 Points	0 / 2	0
3 Points	2 / 2	100
Free Throws	0 / 0	0

6 SANTIAGO Rognyy



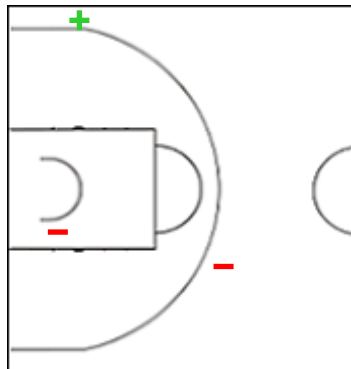
	M / A	%
Fied Goals	4 / 11	36
2 Points	1 / 3	33
3 Points	3 / 8	38
Free Throws	1 / 1	100

12 ROMAN Justin



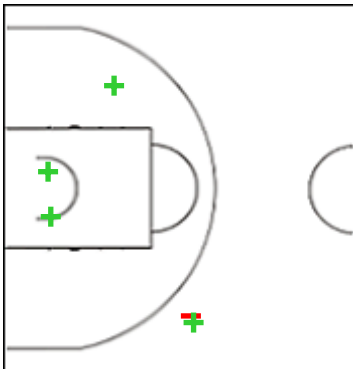
	M / A	%
Fied Goals	0 / 5	0
2 Points	0 / 5	0
3 Points	0 / 0	0
Free Throws	5 / 8	63

13 ROSA Richard



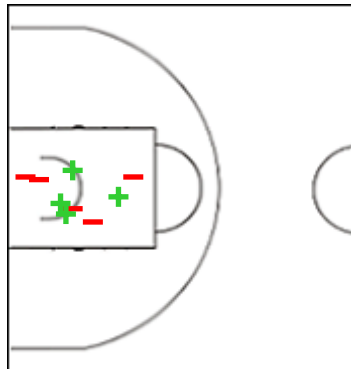
	M / A	%
Fied Goals	1 / 3	33
2 Points	0 / 1	0
3 Points	1 / 2	50
Free Throws	1 / 6	17

15 SANTIAGO Mason



	M / A	%
Fied Goals	4 / 5	80
2 Points	3 / 3	100
3 Points	1 / 2	50
Free Throws	2 / 2	100

18 STEWART JR Vincent



	M / A	%
Fied Goals	4 / 9	44
2 Points	4 / 9	44
3 Points	0 / 0	0
Free Throws	0 / 3	0

Shot Chart

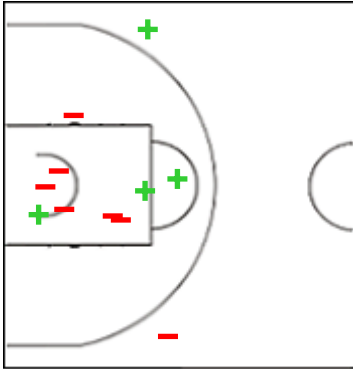
PUR 86 vs 76 ARG (17-19, 19-14, 22-14, 13-24, 15-5)

Scoring by 5 min intervals:

	Q1		Q2		Q3		Q4		OT1
PUR	9	17	27	36	43	58	66	71	86
ARG	8	19	23	33	36	47	63	71	76

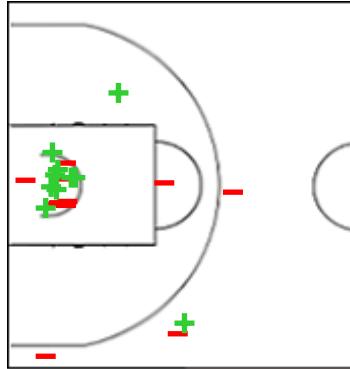
PUR - Puerto Rico

20 MONTES Alexander



	M / A	%
Fied Goals	4 / 11	36
2 Points	3 / 9	33
3 Points	1 / 2	50
Free Throws	3 / 4	75

21 QUINONES Felipe



	M / A	%
Fied Goals	10 / 21	48
2 Points	9 / 17	53
3 Points	1 / 4	25
Free Throws	7 / 12	58

Shot Chart

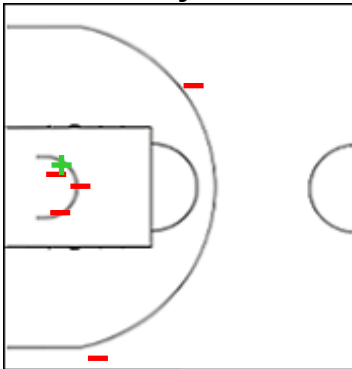
PUR 86 vs 76 ARG (17-19, 19-14, 22-14, 13-24, 15-5)

Scoring by 5 min intervals:

	Q1		Q2		Q3		Q4		OT1
PUR	9	17	27	36	43	58	66	71	86
ARG	8	19	23	33	36	47	63	71	76

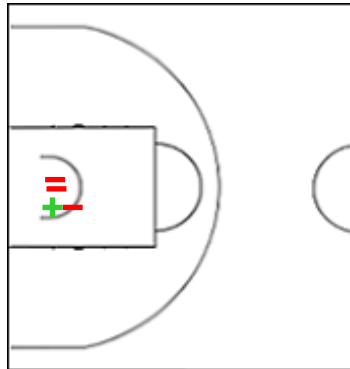
ARG - Argentina

1 KROPP Tyler



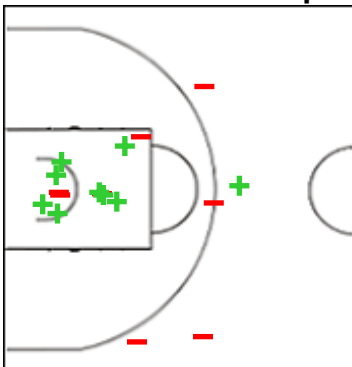
	M / A	%
Fied Goals	1 / 6	17
2 Points	1 / 4	25
3 Points	0 / 2	0
Free Throws	1 / 2	50

4 SCOLA Tomas



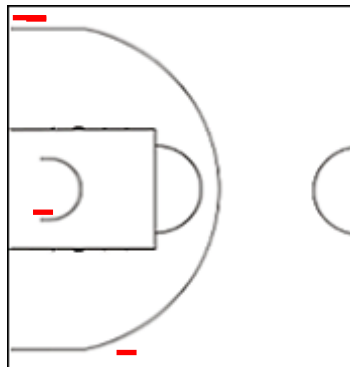
	M / A	%
Fied Goals	1 / 4	25
2 Points	1 / 4	25
3 Points	0 / 0	0
Free Throws	0 / 0	0

6 SARMIENTO Joaquin



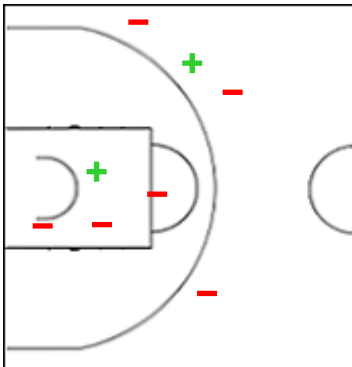
	M / A	%
Fied Goals	9 / 17	53
2 Points	8 / 12	67
3 Points	1 / 5	20
Free Throws	4 / 9	44

8 DOMINÉ Matias



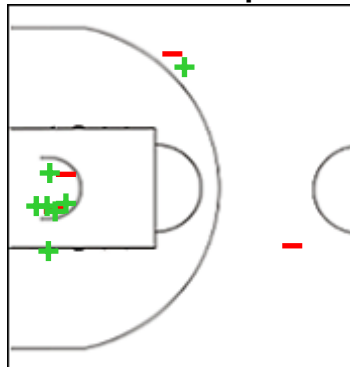
	M / A	%
Fied Goals	0 / 5	0
2 Points	0 / 1	0
3 Points	0 / 4	0
Free Throws	1 / 2	50

9 TORRIANI Martin



	M / A	%
Fied Goals	2 / 8	25
2 Points	1 / 4	25
3 Points	1 / 4	25
Free Throws	4 / 4	100

11 MINZER Felipe



	M / A	%
Fied Goals	7 / 12	58
2 Points	6 / 9	67
3 Points	1 / 3	33
Free Throws	5 / 5	100

Shot Chart

PUR 86 vs 76 ARG

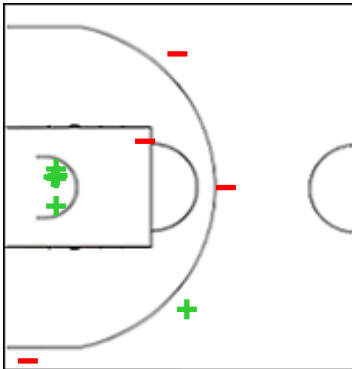
(17-19, 19-14, 22-14, 13-24, 15-5)

Scoring by 5 min intervals:

	Q1		Q2		Q3		Q4		OT1
PUR	9	17	27	36	43	58	66	71	86
ARG	8	19	23	33	36	47	63	71	76

ARG - Argentina

15 PRATTO Ivan



	M / A	%
Fied Goals	6 / 10	60
2 Points	5 / 6	83
3 Points	1 / 4	25
Free Throws	5 / 6	83

Shot Chart

PUR 86 vs 76 ARG

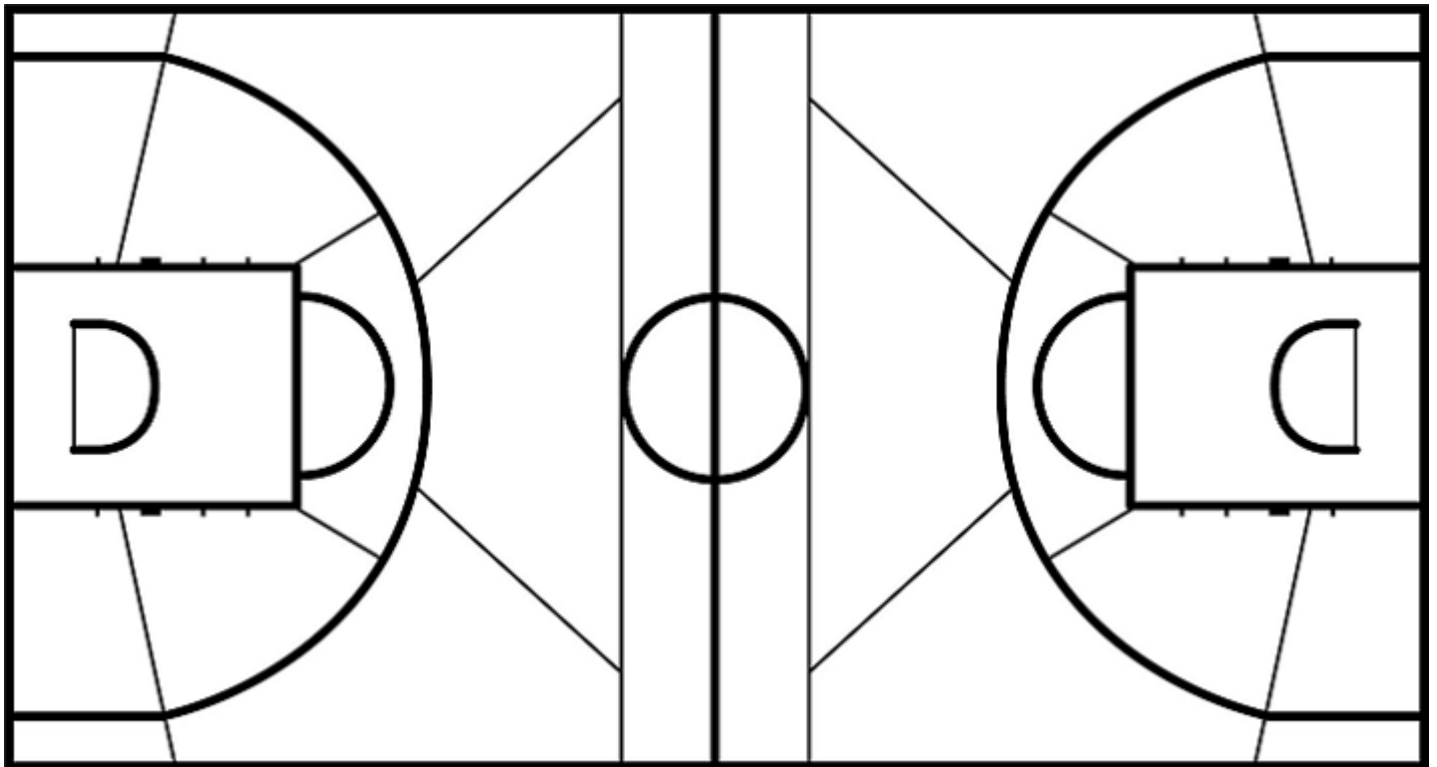
(17-19, 19-14, 22-14, 13-24, 15-5)

Scoring by 5 min intervals:

	Q1		Q2		Q3		Q4		OT1
PUR	9	17	27	36	43	58	66	71	86
ARG	8	19	23	33	36	47	63	71	76

PUR - Puerto Rico

ARG - Argentina



	M / A	%
Fied Goals	29 / 69	42
2 Points	20 / 49	41
3 Points	9 / 20	45
Free Throws	19 / 36	53

%	M / A	
42	26 / 62	Fied Goals
55	22 / 40	2 Points
18	4 / 22	3 Points
71	20 / 28	Free Throws