



Shot Chart

AUS 92 vs 36 PHI

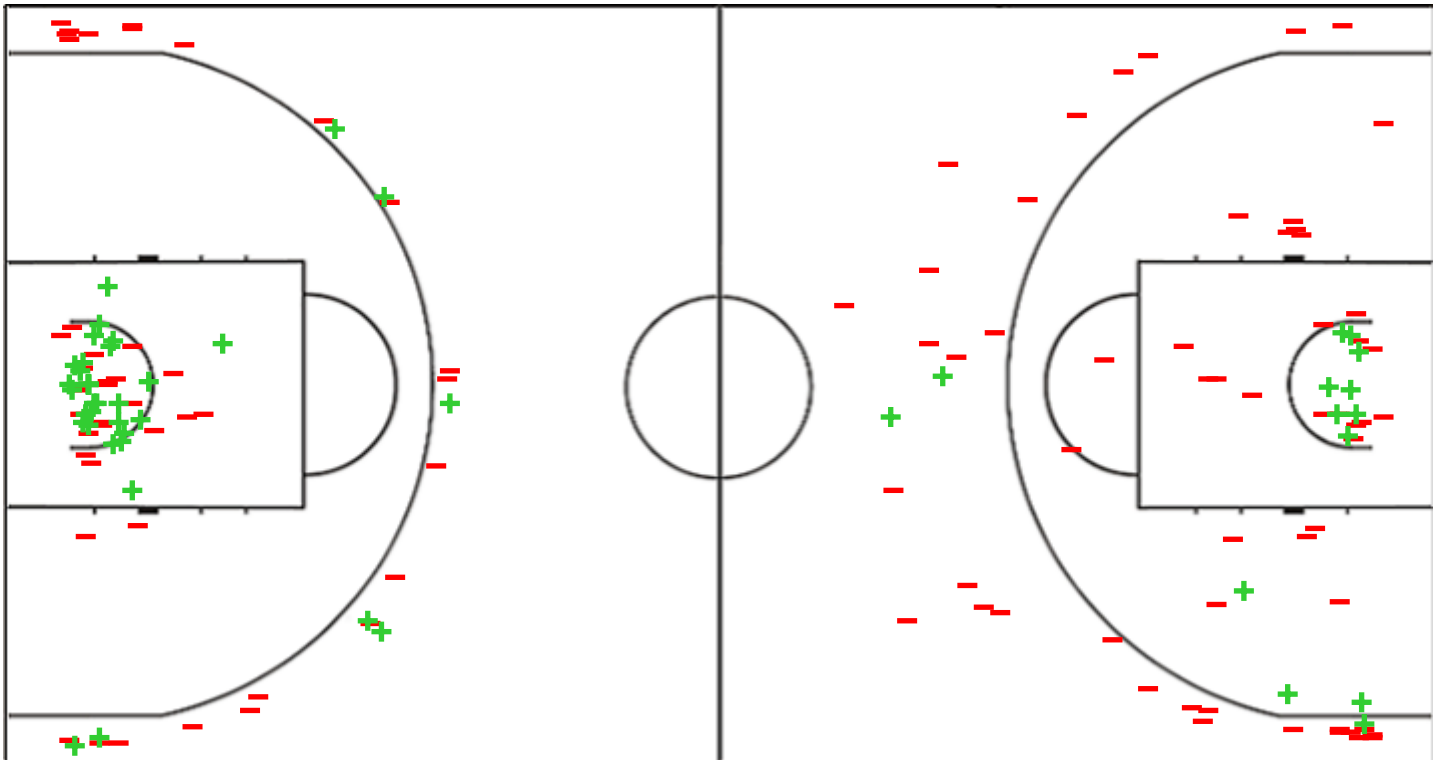
(22-7, 23-3, 26-10, 21-16)

Scoring by 5 min intervals:

	Q1		Q2		Q3		Q4	
AUS	10	22	36	45	57	71	82	92
PHI	3	7	10	10	12	20	28	36

AUS - Australia

PHI - Philippines



AUS	M / A	%
Fied Goals	38 / 82	46
2 Points	31 / 54	57
3 Points	7 / 28	25
Free Throws	9 / 16	56

PHI	M / A	%
Fied Goals	14 / 71	20
2 Points	11 / 38	29
3 Points	3 / 33	9
Free Throws	5 / 8	63



Shot Chart

AUS 92 vs 36 PHI

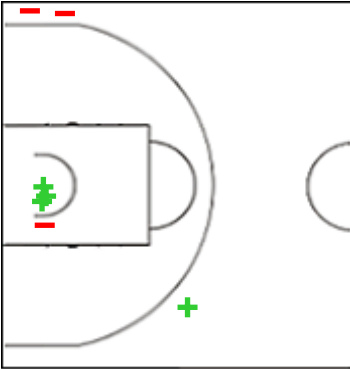
(22-7, 23-3, 26-10, 21-16)

Scoring by 5 min intervals:

	Q1		Q2		Q3		Q4	
AUS	10	22	36	45	57	71	82	92
PHI	3	7	10	10	12	20	28	36

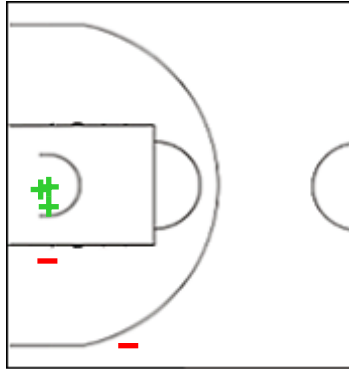
AUS - Australia

2 COTTON Indy



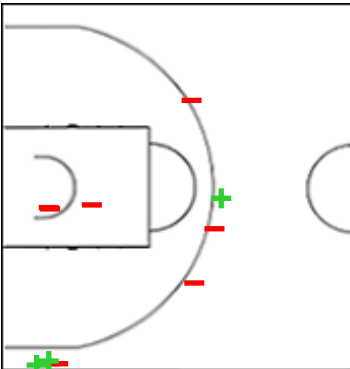
	M / A	%
Fied Goals	4 / 7	57
2 Points	3 / 4	75
3 Points	1 / 3	33
Free Throws	0 / 0	0

3 DICKESON Alexander



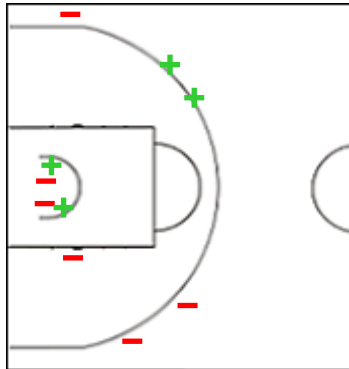
	M / A	%
Fied Goals	3 / 5	60
2 Points	3 / 4	75
3 Points	0 / 1	0
Free Throws	1 / 2	50

4 WALKER Nash



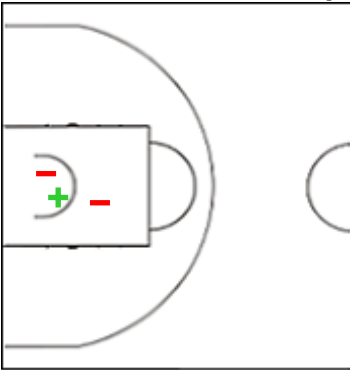
	M / A	%
Fied Goals	3 / 11	27
2 Points	0 / 3	0
3 Points	3 / 8	38
Free Throws	2 / 4	50

5 DANIELS Dash



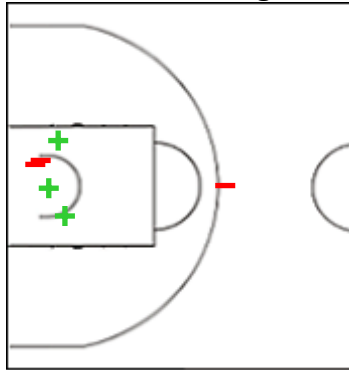
	M / A	%
Fied Goals	4 / 10	40
2 Points	2 / 5	40
3 Points	2 / 5	40
Free Throws	2 / 3	67

6 DUFF-TYTLER Cooper



	M / A	%
Fied Goals	1 / 3	33
2 Points	1 / 3	33
3 Points	0 / 0	0
Free Throws	2 / 4	50

7 KUANY Mading



	M / A	%
Fied Goals	3 / 6	50
2 Points	3 / 5	60
3 Points	0 / 1	0
Free Throws	0 / 0	0



**Shot Chart**

**AUS 92 vs 36 PHI**

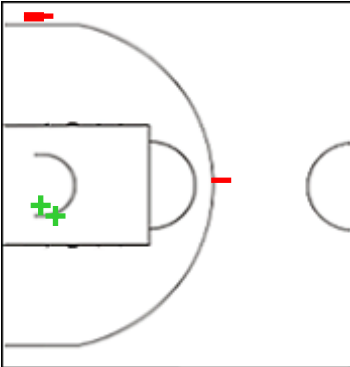
(22-7, 23-3, 26-10, 21-16)

Scoring by 5 min intervals:

	Q1		Q2		Q3		Q4	
<b>AUS</b>	10	22	36	45	57	71	82	92
<b>PHI</b>	3	7	10	10	12	20	28	36

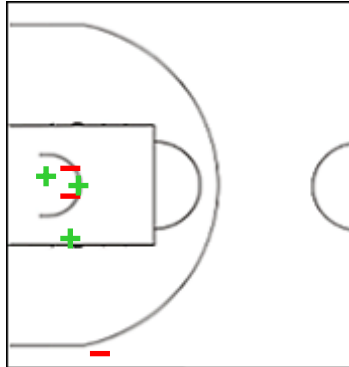
**AUS - Australia**

**8 BEAUCHAMP Harrison**



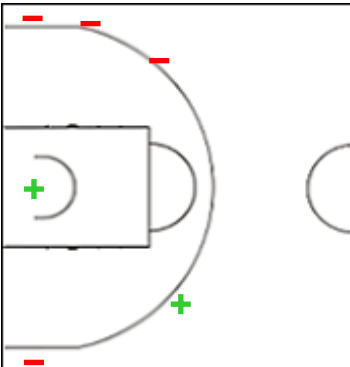
	M / A	%
Fied Goals	2 / 6	33
2 Points	2 / 2	100
3 Points	0 / 4	0
Free Throws	0 / 0	0

**9 CHEESMAN Ryder**



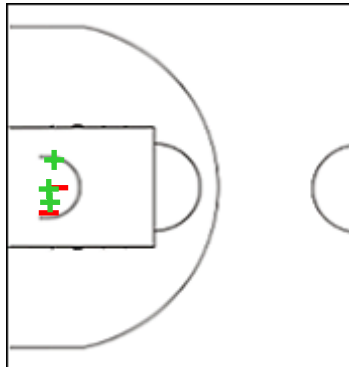
	M / A	%
Fied Goals	3 / 6	50
2 Points	3 / 5	60
3 Points	0 / 1	0
Free Throws	1 / 2	50

**10 BRAMMALL Ned**



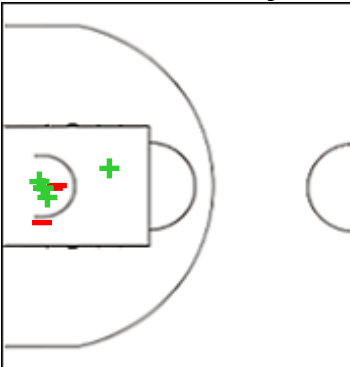
	M / A	%
Fied Goals	2 / 6	33
2 Points	1 / 1	100
3 Points	1 / 5	20
Free Throws	0 / 0	0

**11 RIDDLE Isaac**



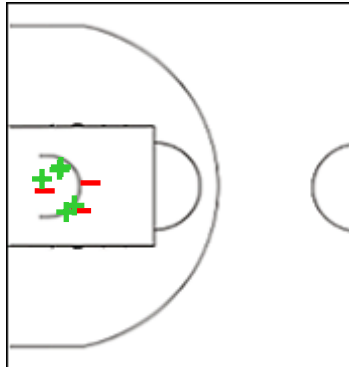
	M / A	%
Fied Goals	3 / 5	60
2 Points	3 / 5	60
3 Points	0 / 0	0
Free Throws	0 / 0	0

**15 SEWELL Henry**



	M / A	%
Fied Goals	5 / 9	56
2 Points	5 / 9	56
3 Points	0 / 0	0
Free Throws	0 / 0	0

**16 PILIMAI Sa**



	M / A	%
Fied Goals	5 / 8	63
2 Points	5 / 8	63
3 Points	0 / 0	0
Free Throws	1 / 1	100



**Shot Chart**

**AUS 92 vs 36 PHI**

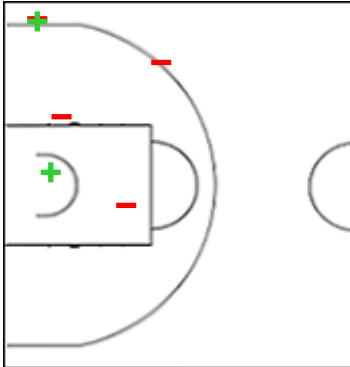
(22-7, 23-3, 26-10, 21-16)

Scoring by 5 min intervals:

	Q1		Q2		Q3		Q4	
<b>AUS</b>	10	22	36	45	57	71	82	92
<b>PHI</b>	3	7	10	10	12	20	28	36

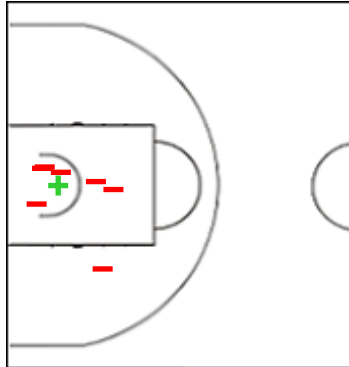
**PHI - Philippines**

**2 BANAL Noah Matteo**



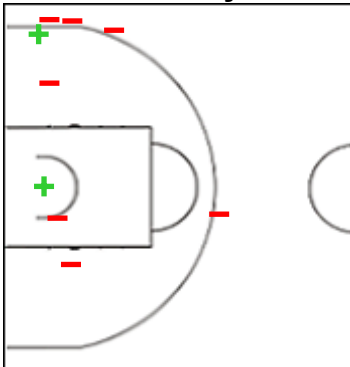
	M / A	%
Fied Goals	2 / 6	33
2 Points	1 / 3	33
3 Points	1 / 3	33
Free Throws	0 / 0	0

**4 WILLIAMS Elijah Mark**



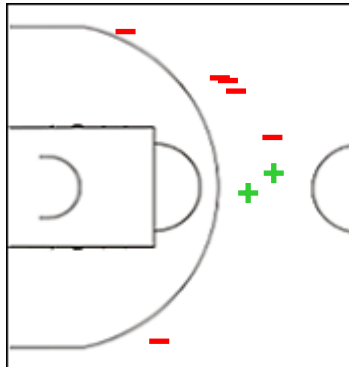
	M / A	%
Fied Goals	1 / 8	13
2 Points	1 / 8	13
3 Points	0 / 0	0
Free Throws	1 / 2	50

**5 DIAO Paul Cyron**



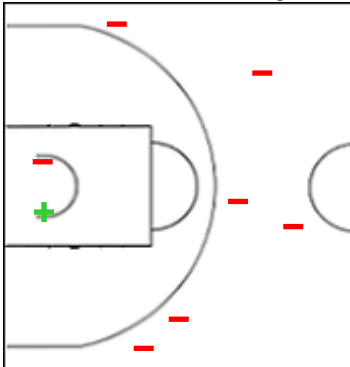
	M / A	%
Fied Goals	2 / 9	22
2 Points	2 / 5	40
3 Points	0 / 4	0
Free Throws	0 / 0	0

**6 CHUA Irus**



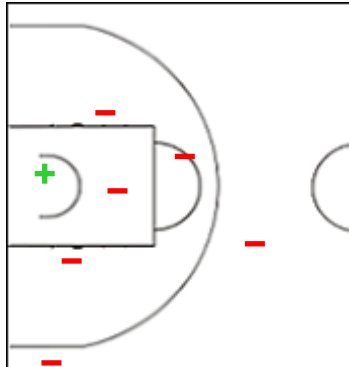
	M / A	%
Fied Goals	2 / 8	25
2 Points	0 / 0	0
3 Points	2 / 8	25
Free Throws	0 / 0	0

**7 LUDOVICE Joaquin Gabriel**



	M / A	%
Fied Goals	1 / 8	13
2 Points	1 / 2	50
3 Points	0 / 6	0
Free Throws	2 / 4	50

**9 ALAS Kiefer Louie**



	M / A	%
Fied Goals	1 / 7	14
2 Points	1 / 5	20
3 Points	0 / 2	0
Free Throws	0 / 0	0



**Shot Chart**

**AUS 92 vs 36 PHI**

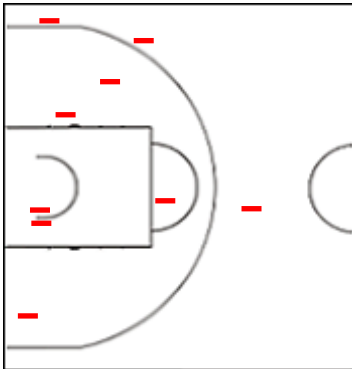
(22-7, 23-3, 26-10, 21-16)

Scoring by 5 min intervals:

	Q1		Q2		Q3		Q4	
<b>AUS</b>	10	22	36	45	57	71	82	92
<b>PHI</b>	3	7	10	10	12	20	28	36

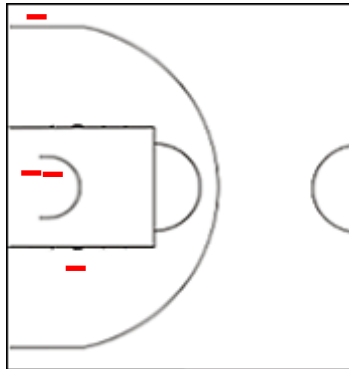
**PHI - Philippines**

**11 VELASQUEZ Kurt Nathan**



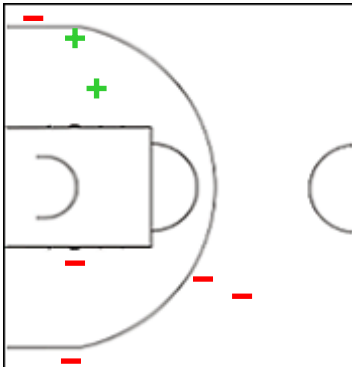
	M / A	%
Fied Goals	0 / 9	0
2 Points	0 / 6	0
3 Points	0 / 3	0
Free Throws	0 / 0	0

**13 ALEGRE Samuel**



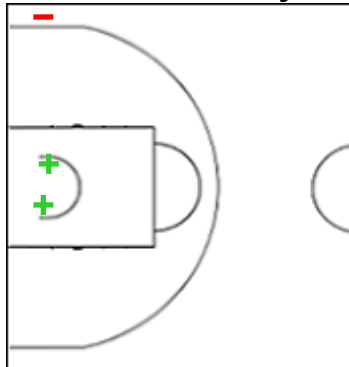
	M / A	%
Fied Goals	0 / 4	0
2 Points	0 / 3	0
3 Points	0 / 1	0
Free Throws	0 / 0	0

**25 AMOS Cletz David**



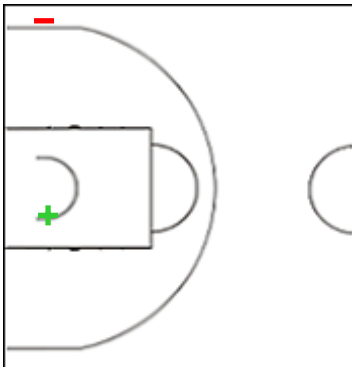
	M / A	%
Fied Goals	2 / 7	29
2 Points	2 / 3	67
3 Points	0 / 4	0
Free Throws	2 / 2	100

**26 MORALES Edryn**



	M / A	%
Fied Goals	2 / 3	67
2 Points	2 / 2	100
3 Points	0 / 1	0
Free Throws	0 / 0	0

**38 GOMEZ DE LIANO Jaime**



	M / A	%
Fied Goals	1 / 2	50
2 Points	1 / 1	100
3 Points	0 / 1	0
Free Throws	0 / 0	0



Shot Chart

AUS 92 vs 36 PHI

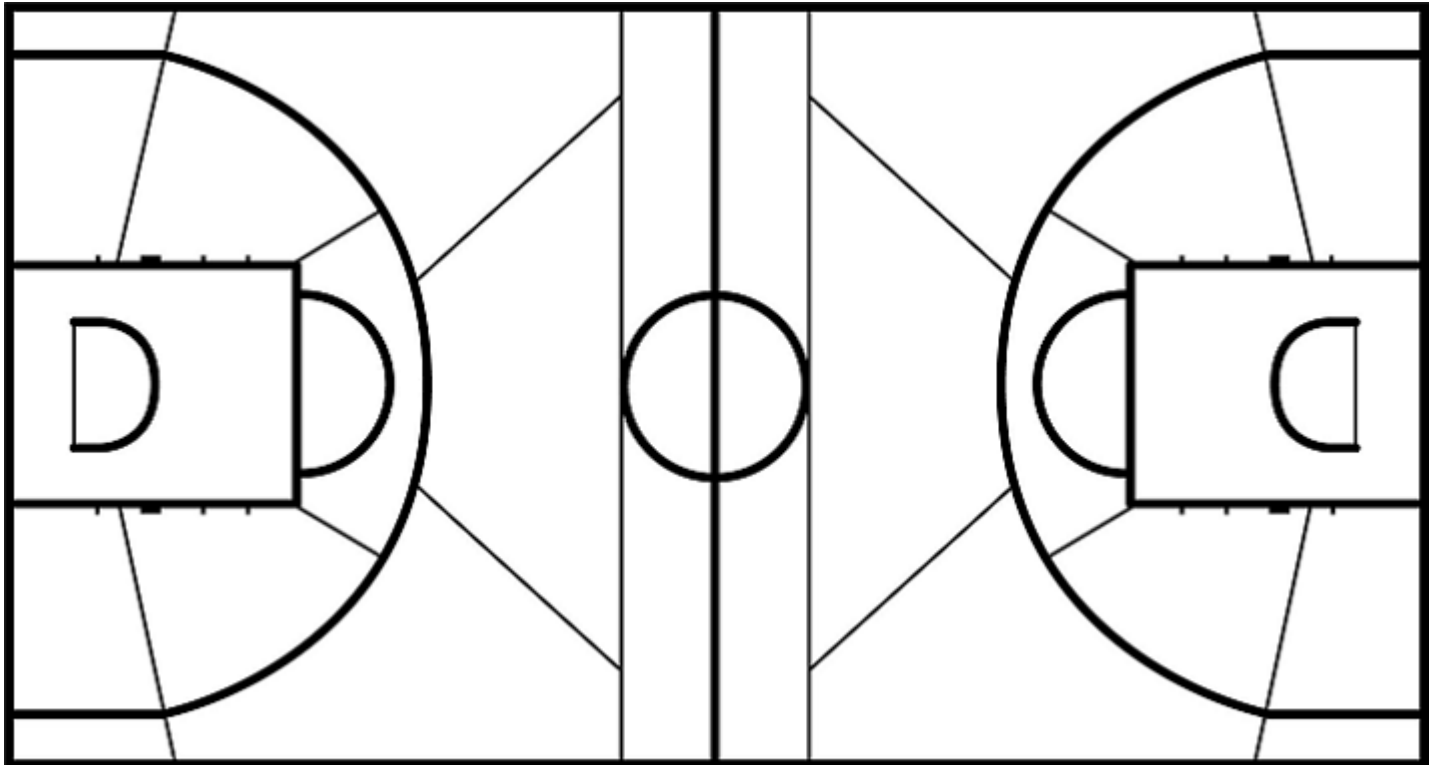
(22-7, 23-3, 26-10, 21-16)

Scoring by 5 min intervals:

	Q1		Q2		Q3		Q4	
AUS	10	22	36	45	57	71	82	92
PHI	3	7	10	10	12	20	28	36

AUS - Australia

PHI - Philippines



	M / A	%
Fied Goals	38 / 82	46
2 Points	31 / 54	57
3 Points	7 / 28	25
Free Throws	9 / 16	56

%	M / A	
20	14 / 71	Fied Goals
29	11 / 38	2 Points
9	3 / 33	3 Points
63	5 / 8	Free Throws