

## Shot Chart

### PUR 49 vs 77 CAN

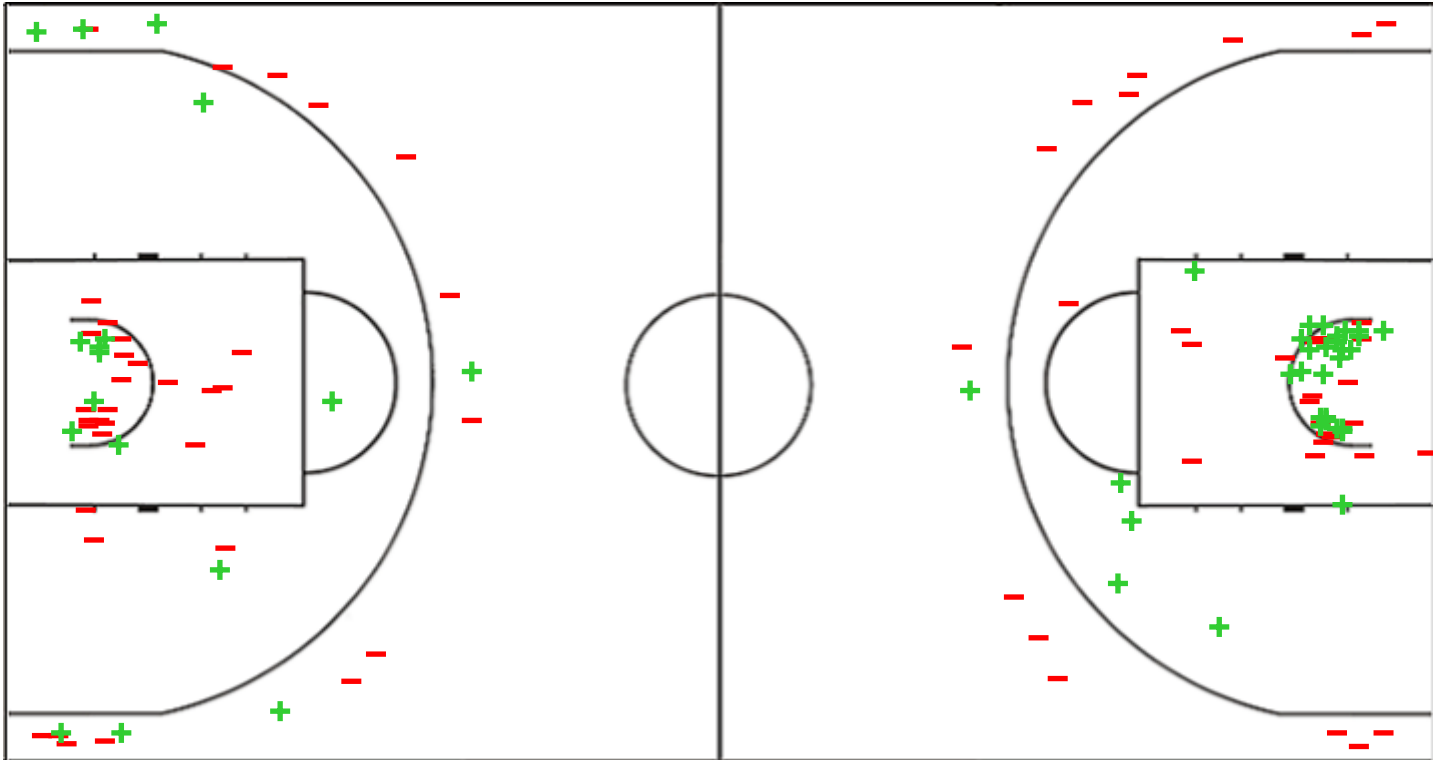
(17-19, 24-27, 6-18, 2-13)

Scoring by 5 min intervals:

|            | Q1 |    | Q2 |    | Q3 |    | Q4 |    |
|------------|----|----|----|----|----|----|----|----|
| <b>PUR</b> | 2  | 17 | 34 | 41 | 45 | 47 | 49 | 49 |
| <b>CAN</b> | 11 | 19 | 32 | 46 | 56 | 64 | 71 | 77 |

PUR - Puerto Rico

CAN - Canada



| PUR         | M / A   | %  |
|-------------|---------|----|
| Fied Goals  | 17 / 52 | 33 |
| 2 Points    | 10 / 32 | 31 |
| 3 Points    | 7 / 20  | 35 |
| Free Throws | 8 / 15  | 53 |

| %  | M / A   | CAN         |
|----|---------|-------------|
| 46 | 31 / 68 | Fied Goals  |
| 57 | 30 / 53 | 2 Points    |
| 7  | 1 / 15  | 3 Points    |
| 52 | 14 / 27 | Free Throws |

## Shot Chart

### PUR 49 vs 77 CAN

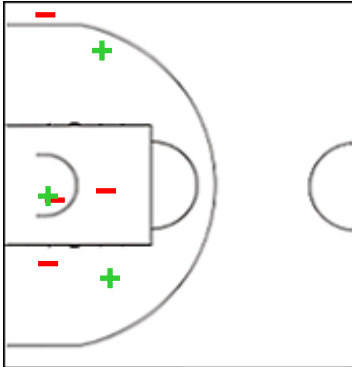
(17-19, 24-27, 6-18, 2-13)

Scoring by 5 min intervals:

|            | Q1 |    | Q2 |    | Q3 |    | Q4 |    |
|------------|----|----|----|----|----|----|----|----|
| <b>PUR</b> | 2  | 17 | 34 | 41 | 45 | 47 | 49 | 49 |
| <b>CAN</b> | 11 | 19 | 32 | 46 | 56 | 64 | 71 | 77 |

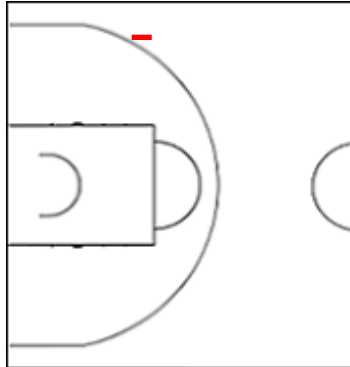
### PUR - Puerto Rico

#### 00 ITURRINO Alanis



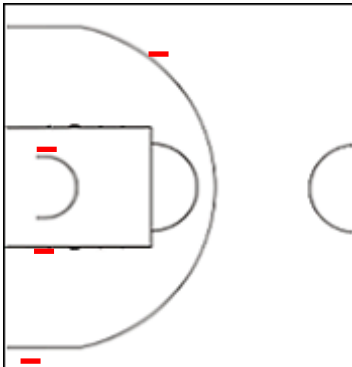
|             | M / A | %  |
|-------------|-------|----|
| Fied Goals  | 3 / 7 | 43 |
| 2 Points    | 3 / 6 | 50 |
| 3 Points    | 0 / 1 | 0  |
| Free Throws | 0 / 0 | 0  |

#### 2 LISOJO Rosemarie



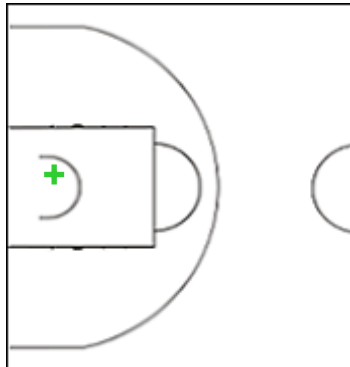
|             | M / A | % |
|-------------|-------|---|
| Fied Goals  | 0 / 1 | 0 |
| 2 Points    | 0 / 0 | 0 |
| 3 Points    | 0 / 1 | 0 |
| Free Throws | 0 / 2 | 0 |

#### 3 GUERRA Jaida



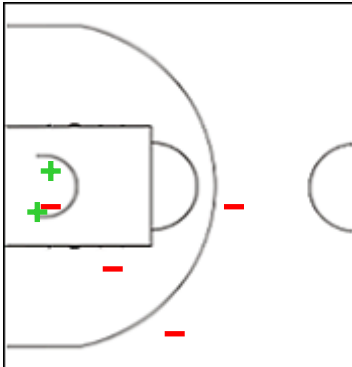
|             | M / A | %   |
|-------------|-------|-----|
| Fied Goals  | 0 / 4 | 0   |
| 2 Points    | 0 / 2 | 0   |
| 3 Points    | 0 / 2 | 0   |
| Free Throws | 2 / 2 | 100 |

#### 12 CENTENO Natalia



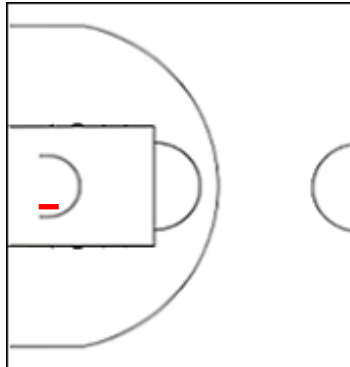
|             | M / A | %   |
|-------------|-------|-----|
| Fied Goals  | 1 / 1 | 100 |
| 2 Points    | 1 / 1 | 100 |
| 3 Points    | 0 / 0 | 0   |
| Free Throws | 0 / 0 | 0   |

#### 13 CANALES Mia



|             | M / A | %  |
|-------------|-------|----|
| Fied Goals  | 2 / 6 | 33 |
| 2 Points    | 2 / 4 | 50 |
| 3 Points    | 0 / 2 | 0  |
| Free Throws | 2 / 5 | 40 |

#### 15 FIGUEROA Gabriela



|             | M / A | % |
|-------------|-------|---|
| Fied Goals  | 0 / 1 | 0 |
| 2 Points    | 0 / 1 | 0 |
| 3 Points    | 0 / 0 | 0 |
| Free Throws | 0 / 0 | 0 |

## Shot Chart

### PUR 49 vs 77 CAN

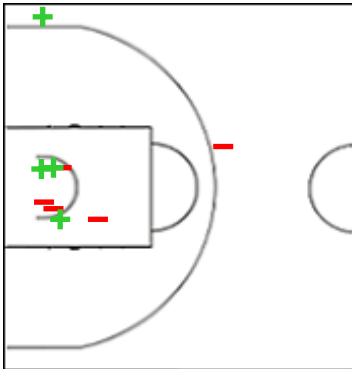
(17-19, 24-27, 6-18, 2-13)

Scoring by 5 min intervals:

|            | Q1 |    | Q2 |    | Q3 |    | Q4 |    |
|------------|----|----|----|----|----|----|----|----|
| <b>PUR</b> | 2  | 17 | 34 | 41 | 45 | 47 | 49 | 49 |
| <b>CAN</b> | 11 | 19 | 32 | 46 | 56 | 64 | 71 | 77 |

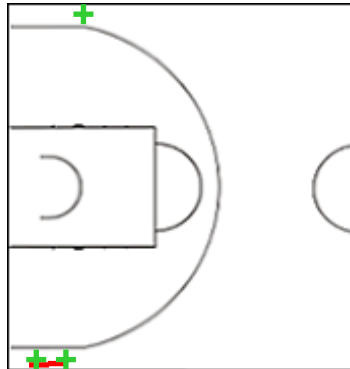
### PUR - Puerto Rico

#### 16 ROBLES Adriana



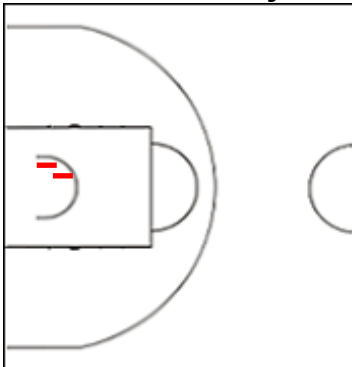
|                    | M / A | %  |
|--------------------|-------|----|
| <b>Fied Goals</b>  | 4 / 9 | 44 |
| <b>2 Points</b>    | 3 / 7 | 43 |
| <b>3 Points</b>    | 1 / 2 | 50 |
| <b>Free Throws</b> | 4 / 6 | 67 |

#### 20 MUÑOZ Valeria



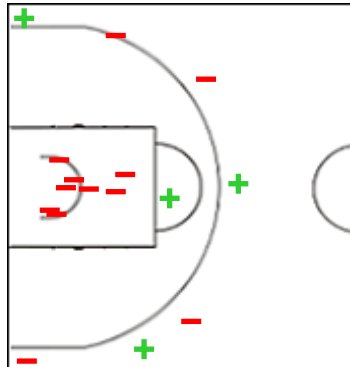
|                    | M / A | %  |
|--------------------|-------|----|
| <b>Fied Goals</b>  | 3 / 5 | 60 |
| <b>2 Points</b>    | 0 / 0 | 0  |
| <b>3 Points</b>    | 3 / 5 | 60 |
| <b>Free Throws</b> | 0 / 0 | 0  |

#### 21 DE LEON Jaely



|                    | M / A | % |
|--------------------|-------|---|
| <b>Fied Goals</b>  | 0 / 2 | 0 |
| <b>2 Points</b>    | 0 / 2 | 0 |
| <b>3 Points</b>    | 0 / 0 | 0 |
| <b>Free Throws</b> | 0 / 0 | 0 |

#### 33 NIEVES Desirek



|                    | M / A  | %  |
|--------------------|--------|----|
| <b>Fied Goals</b>  | 4 / 16 | 25 |
| <b>2 Points</b>    | 1 / 9  | 11 |
| <b>3 Points</b>    | 3 / 7  | 43 |
| <b>Free Throws</b> | 0 / 0  | 0  |

## Shot Chart

### PUR 49 vs 77 CAN

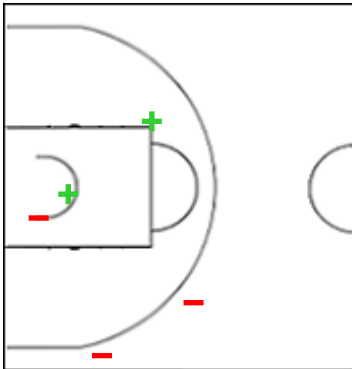
(17-19, 24-27, 6-18, 2-13)

Scoring by 5 min intervals:

|            | Q1 |    | Q2 |    | Q3 |    | Q4 |    |
|------------|----|----|----|----|----|----|----|----|
| <b>PUR</b> | 2  | 17 | 34 | 41 | 45 | 47 | 49 | 49 |
| <b>CAN</b> | 11 | 19 | 32 | 46 | 56 | 64 | 71 | 77 |

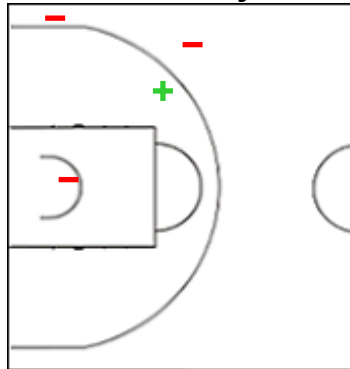
### CAN - Canada

#### 0 DENIS Jahda



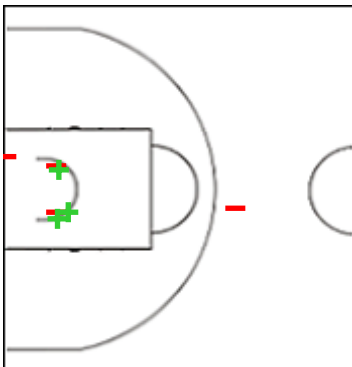
|             | M / A | %  |
|-------------|-------|----|
| Fied Goals  | 2 / 5 | 40 |
| 2 Points    | 2 / 3 | 67 |
| 3 Points    | 0 / 2 | 0  |
| Free Throws | 2 / 3 | 67 |

#### 1 QUEELEY Jayda



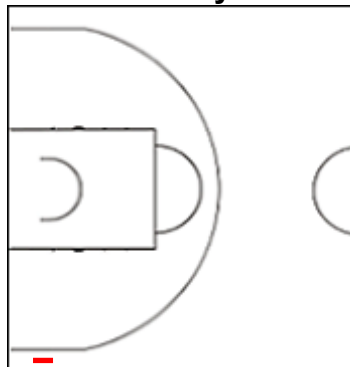
|             | M / A | %  |
|-------------|-------|----|
| Fied Goals  | 1 / 4 | 25 |
| 2 Points    | 1 / 2 | 50 |
| 3 Points    | 0 / 2 | 0  |
| Free Throws | 1 / 2 | 50 |

#### 3 BERRY Chance



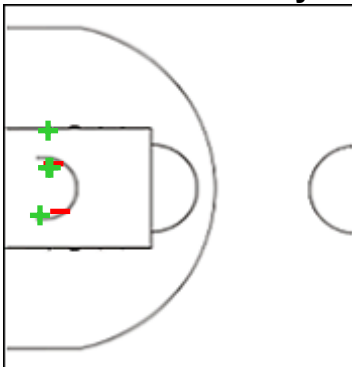
|             | M / A | %  |
|-------------|-------|----|
| Fied Goals  | 3 / 7 | 43 |
| 2 Points    | 3 / 6 | 50 |
| 3 Points    | 0 / 1 | 0  |
| Free Throws | 1 / 3 | 33 |

#### 7 ARIJE Avery



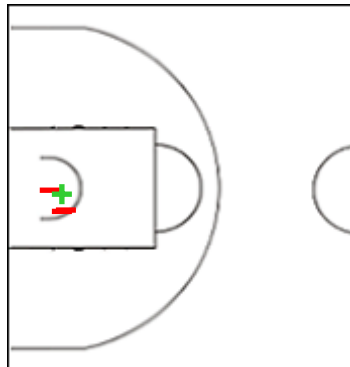
|             | M / A | % |
|-------------|-------|---|
| Fied Goals  | 0 / 1 | 0 |
| 2 Points    | 0 / 0 | 0 |
| 3 Points    | 0 / 1 | 0 |
| Free Throws | 0 / 0 | 0 |

#### 10 ERINUGHA Eirny



|             | M / A | %  |
|-------------|-------|----|
| Fied Goals  | 4 / 6 | 67 |
| 2 Points    | 4 / 6 | 67 |
| 3 Points    | 0 / 0 | 0  |
| Free Throws | 1 / 4 | 25 |

#### 14 TALLE Marie



|             | M / A | %  |
|-------------|-------|----|
| Fied Goals  | 1 / 4 | 25 |
| 2 Points    | 1 / 4 | 25 |
| 3 Points    | 0 / 0 | 0  |
| Free Throws | 2 / 4 | 50 |

## Shot Chart

### PUR 49 vs 77 CAN

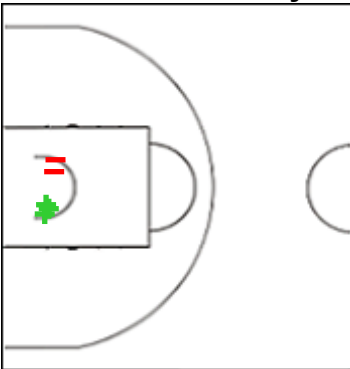
(17-19, 24-27, 6-18, 2-13)

Scoring by 5 min intervals:

|            | Q1 |    | Q2 |    | Q3 |    | Q4 |    |
|------------|----|----|----|----|----|----|----|----|
| <b>PUR</b> | 2  | 17 | 34 | 41 | 45 | 47 | 49 | 49 |
| <b>CAN</b> | 11 | 19 | 32 | 46 | 56 | 64 | 71 | 77 |

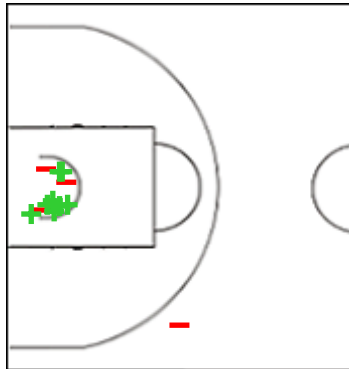
### CAN - Canada

#### 23 WHEELER Jordyn



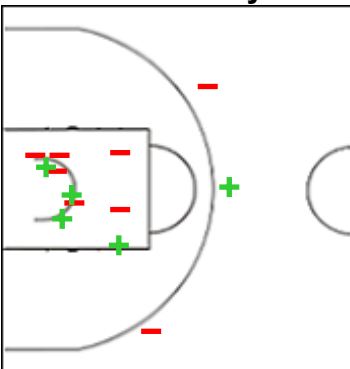
|                    | M / A | %  |
|--------------------|-------|----|
| <b>Fied Goals</b>  | 3 / 5 | 60 |
| <b>2 Points</b>    | 3 / 5 | 60 |
| <b>3 Points</b>    | 0 / 0 | 0  |
| <b>Free Throws</b> | 0 / 0 | 0  |

#### 24 SWORDS Savannah



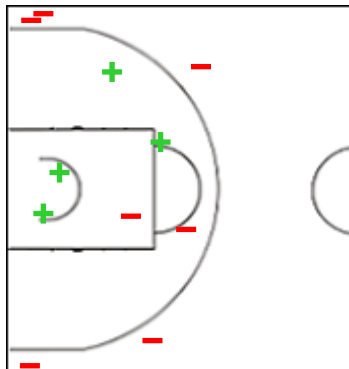
|                    | M / A  | %  |
|--------------------|--------|----|
| <b>Fied Goals</b>  | 8 / 12 | 67 |
| <b>2 Points</b>    | 8 / 11 | 73 |
| <b>3 Points</b>    | 0 / 1  | 0  |
| <b>Free Throws</b> | 4 / 5  | 80 |

#### 25 PRAWL Deniya



|                    | M / A  | %  |
|--------------------|--------|----|
| <b>Fied Goals</b>  | 5 / 13 | 38 |
| <b>2 Points</b>    | 4 / 10 | 40 |
| <b>3 Points</b>    | 1 / 3  | 33 |
| <b>Free Throws</b> | 1 / 2  | 50 |

#### 30 PARCHMENT Cearah



|                    | M / A  | %   |
|--------------------|--------|-----|
| <b>Fied Goals</b>  | 4 / 11 | 36  |
| <b>2 Points</b>    | 4 / 6  | 67  |
| <b>3 Points</b>    | 0 / 5  | 0   |
| <b>Free Throws</b> | 2 / 2  | 100 |



# FIBA U16 Women's Americas Championship 2023

Venue: Poliforum Zamna  
 Game Date: SUN 18 JUN 2023  
 Game Time: 20:00

Game No: 20  
 Attendance: 0  
 Game Duration: 01:41

## Shot Chart

### PUR 49 vs 77 CAN

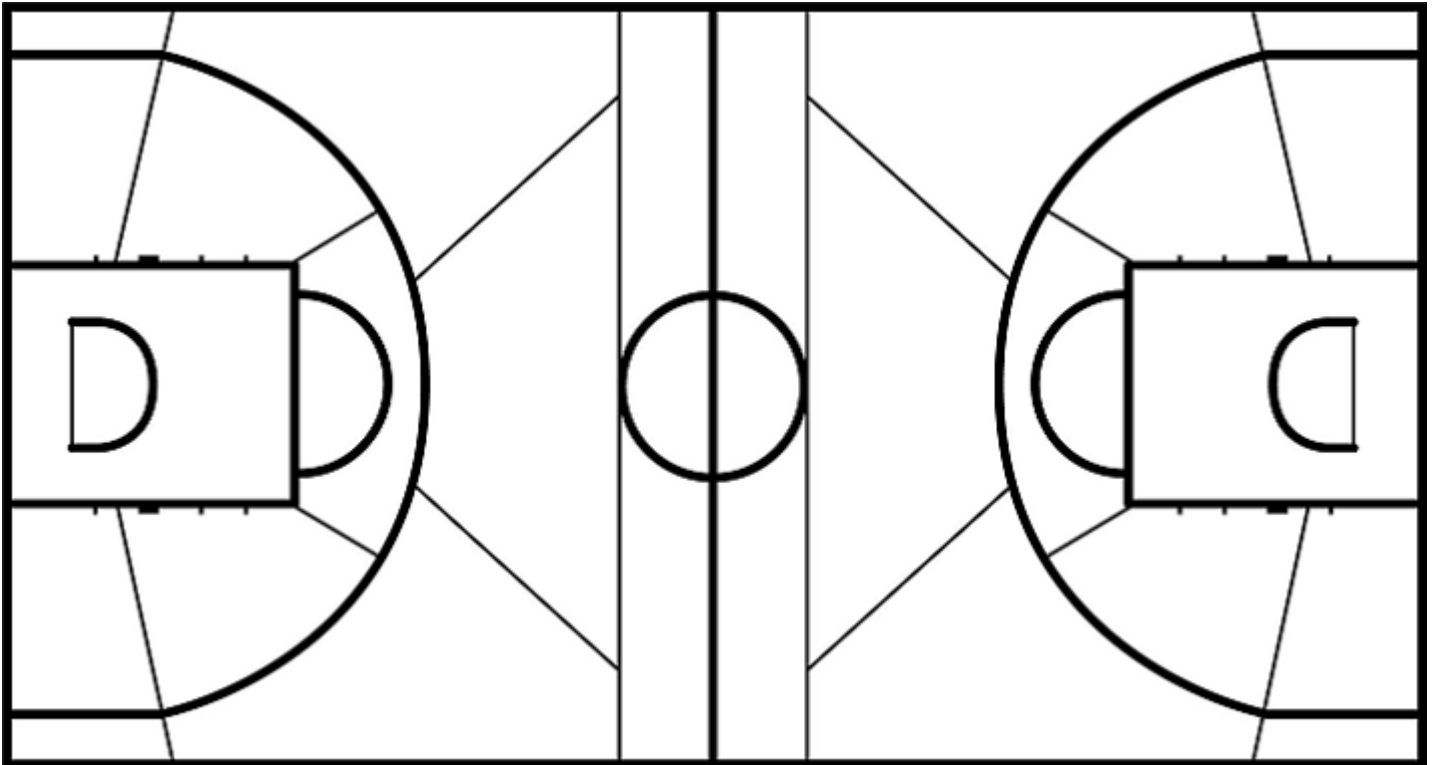
(17-19, 24-27, 6-18, 2-13)

Scoring by 5 min intervals:

|            | Q1 |    | Q2 |    | Q3 |    | Q4 |    |
|------------|----|----|----|----|----|----|----|----|
| <b>PUR</b> | 2  | 17 | 34 | 41 | 45 | 47 | 49 | 49 |
| <b>CAN</b> | 11 | 19 | 32 | 46 | 56 | 64 | 71 | 77 |

PUR - Puerto Rico

CAN - Canada



|                    | M / A   | %  |
|--------------------|---------|----|
| <b>Fied Goals</b>  | 17 / 52 | 33 |
| <b>2 Points</b>    | 10 / 32 | 31 |
| <b>3 Points</b>    | 7 / 20  | 35 |
| <b>Free Throws</b> | 8 / 15  | 53 |

| %  | M / A   |                    |
|----|---------|--------------------|
| 46 | 31 / 68 | <b>Fied Goals</b>  |
| 57 | 30 / 53 | <b>2 Points</b>    |
| 7  | 1 / 15  | <b>3 Points</b>    |
| 52 | 14 / 27 | <b>Free Throws</b> |