

Shot Chart

AUS 125 vs 20 THA

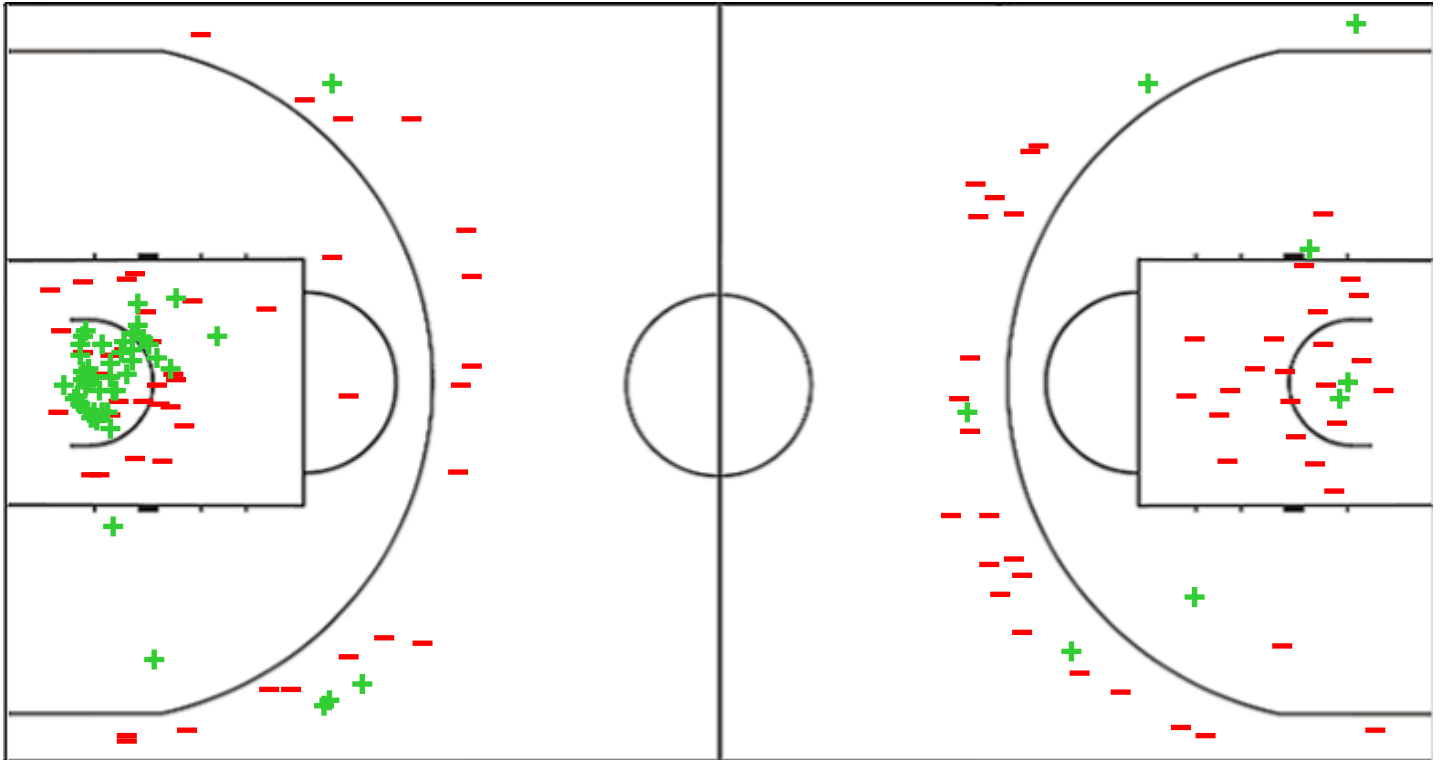
(32-4, 39-2, 32-14, 22-0)

Scoring by 5 min intervals:

	Q1		Q2		Q3		Q4	
AUS	18	32	49	71	92	103	110	125
THA	2	4	4	6	9	20	20	20

AUS - Australia

THA - Thailand



AUS	M / A	%
Fied Goals	51 / 101	50
2 Points	47 / 80	59
3 Points	4 / 21	19
Free Throws	19 / 26	73

%	M / A	THA
15	8 / 53	Fied Goals
14	4 / 28	2 Points
16	4 / 25	3 Points
0	0 / 0	Free Throws

EVENT PARTNERS



Shot Chart

AUS 125 vs 20 THA

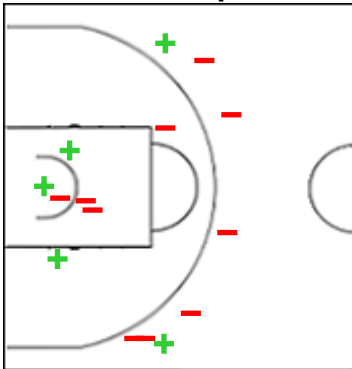
(32-4, 39-2, 32-14, 22-0)

Scoring by 5 min intervals:

	Q1		Q2		Q3		Q4	
AUS	18	32	49	71	92	103	110	125
THA	2	4	4	6	9	20	20	20

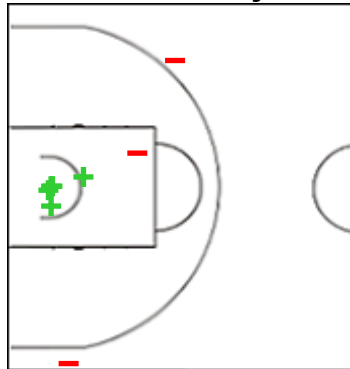
AUS - Australia

5 TAYLOR Sophie



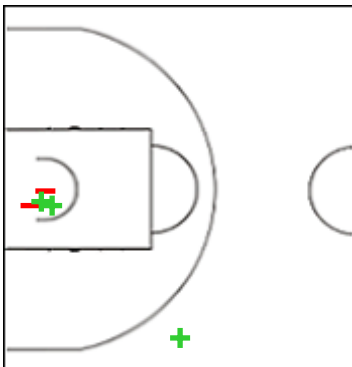
	M / A	%
Fied Goals	5 / 15	33
2 Points	3 / 7	43
3 Points	2 / 8	25
Free Throws	0 / 0	0

6 NOTOA Prasayus



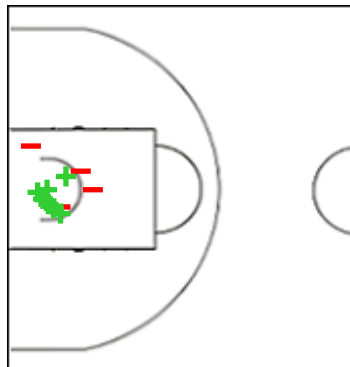
	M / A	%
Fied Goals	5 / 8	63
2 Points	5 / 6	83
3 Points	0 / 2	0
Free Throws	1 / 1	100

7 HODGES Coco



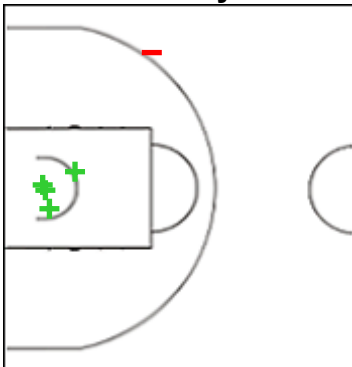
	M / A	%
Fied Goals	3 / 5	60
2 Points	2 / 4	50
3 Points	1 / 1	100
Free Throws	3 / 3	100

8 RUSSELL Zara



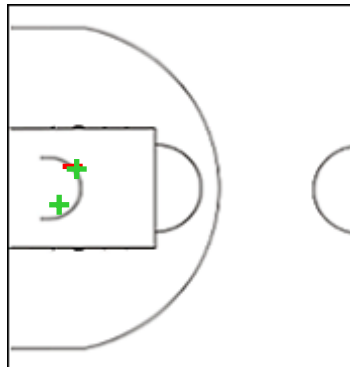
	M / A	%
Fied Goals	7 / 11	64
2 Points	7 / 11	64
3 Points	0 / 0	0
Free Throws	1 / 2	50

9 FAGAN Sitaya



	M / A	%
Fied Goals	4 / 5	80
2 Points	4 / 4	100
3 Points	0 / 1	0
Free Throws	1 / 2	50

10 JACKSON Zoe



	M / A	%
Fied Goals	2 / 3	67
2 Points	2 / 3	67
3 Points	0 / 0	0
Free Throws	1 / 2	50

EVENT PARTNERS



Shot Chart

AUS 125 vs 20 THA

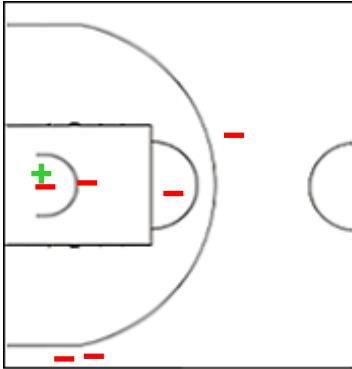
(32-4, 39-2, 32-14, 22-0)

Scoring by 5 min intervals:

	Q1		Q2		Q3		Q4	
AUS	18	32	49	71	92	103	110	125
THA	2	4	4	6	9	20	20	20

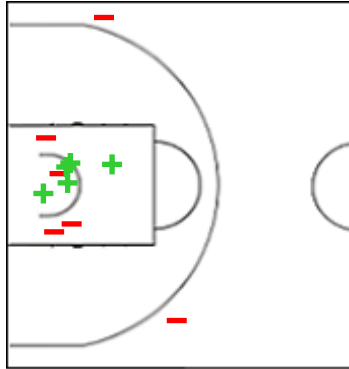
AUS - Australia

11 AHEARNE Lucy



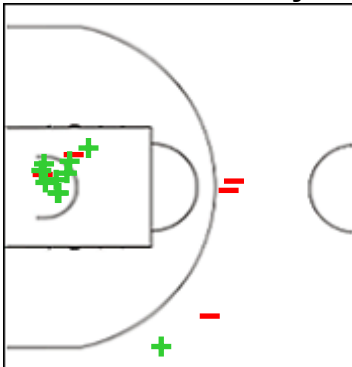
	M / A	%
Fied Goals	1 / 7	14
2 Points	1 / 4	25
3 Points	0 / 3	0
Free Throws	3 / 4	75

12 PERKINS Ruby



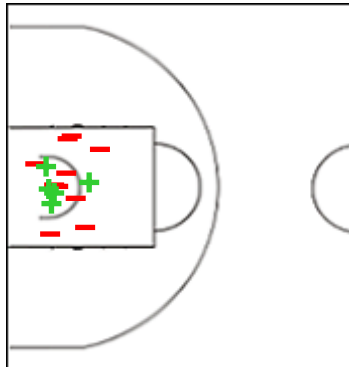
	M / A	%
Fied Goals	5 / 11	45
2 Points	5 / 9	56
3 Points	0 / 2	0
Free Throws	4 / 4	100

13 HALL Jesse-May



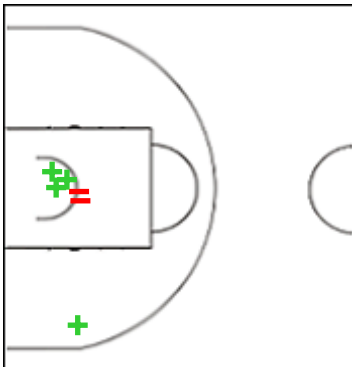
	M / A	%
Fied Goals	10 / 15	67
2 Points	9 / 11	82
3 Points	1 / 4	25
Free Throws	2 / 2	100

14 CROOK Jade



	M / A	%
Fied Goals	5 / 15	33
2 Points	5 / 15	33
3 Points	0 / 0	0
Free Throws	0 / 3	0

15 LEHMANN Sienna



	M / A	%
Fied Goals	4 / 6	67
2 Points	4 / 6	67
3 Points	0 / 0	0
Free Throws	3 / 3	100

EVENT PARTNERS



Shot Chart

AUS 125 vs 20 THA

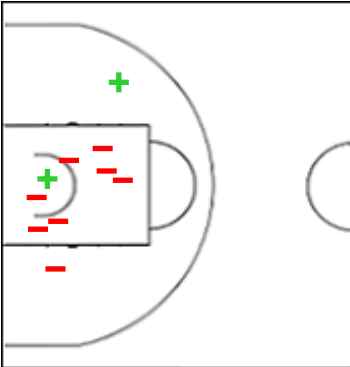
(32-4, 39-2, 32-14, 22-0)

Scoring by 5 min intervals:

	Q1		Q2		Q3		Q4	
AUS	18	32	49	71	92	103	110	125
THA	2	4	4	6	9	20	20	20

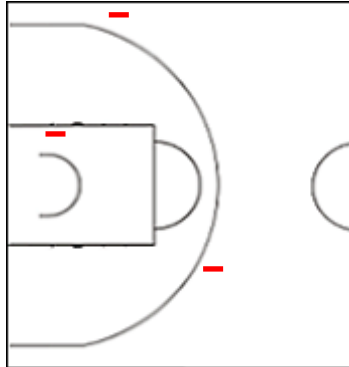
THA - Thailand

6 KHAMKAEW Apichaya



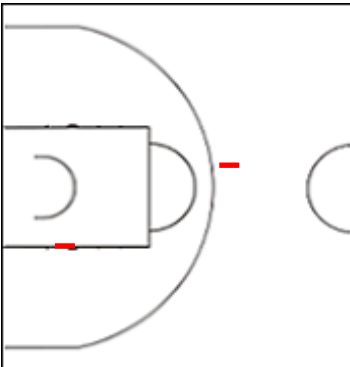
	M / A	%
Fied Goals	2 / 10	20
2 Points	2 / 10	20
3 Points	0 / 0	0
Free Throws	0 / 0	0

7 SAKONCHAICHAROEN



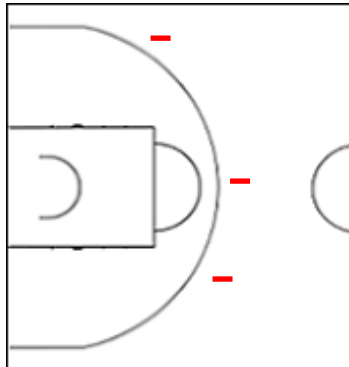
	M / A	%
Fied Goals	0 / 3	0
2 Points	0 / 1	0
3 Points	0 / 2	0
Free Throws	0 / 0	0

8 SIMAWONG Woranittha



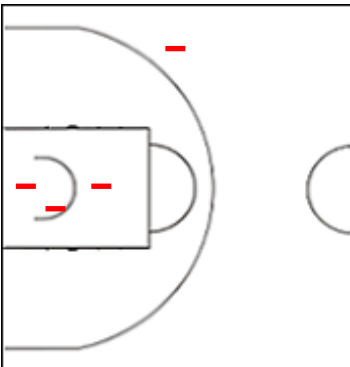
	M / A	%
Fied Goals	0 / 2	0
2 Points	0 / 1	0
3 Points	0 / 1	0
Free Throws	0 / 0	0

16 TRAKULVERA Kanokpone



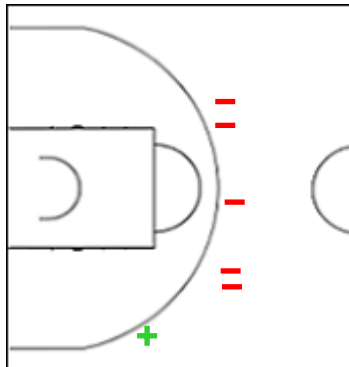
	M / A	%
Fied Goals	0 / 3	0
2 Points	0 / 0	0
3 Points	0 / 3	0
Free Throws	0 / 0	0

17 AMORNCHAILOETPATTANA



	M / A	%
Fied Goals	0 / 4	0
2 Points	0 / 3	0
3 Points	0 / 1	0
Free Throws	0 / 0	0

18 BANGPLOYP Charocha



	M / A	%
Fied Goals	1 / 6	17
2 Points	0 / 0	0
3 Points	1 / 6	17
Free Throws	0 / 0	0

EVENT PARTNERS

Shot Chart

AUS 125 vs 20 THA

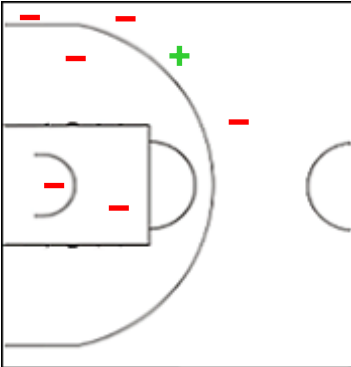
(32-4, 39-2, 32-14, 22-0)

Scoring by 5 min intervals:

	Q1		Q2		Q3		Q4	
AUS	18	32	49	71	92	103	110	125
THA	2	4	4	6	9	20	20	20

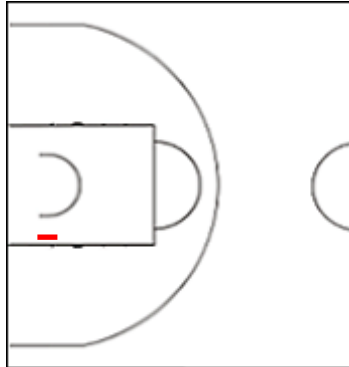
THA - Thailand

22 SONGKRAM Yupasinee



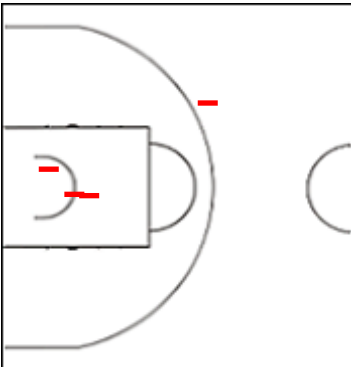
	M / A	%
Fied Goals	1 / 7	14
2 Points	0 / 3	0
3 Points	1 / 4	25
Free Throws	0 / 0	0

23 KOTAMA Sasikan



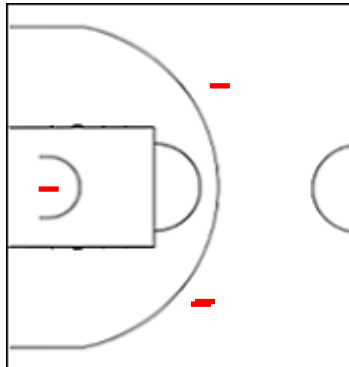
	M / A	%
Fied Goals	0 / 1	0
2 Points	0 / 1	0
3 Points	0 / 0	0
Free Throws	0 / 0	0

24 WONGPRAKHON



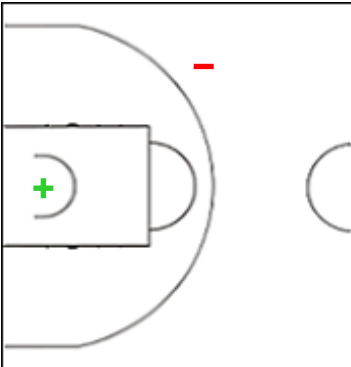
	M / A	%
Fied Goals	0 / 4	0
2 Points	0 / 3	0
3 Points	0 / 1	0
Free Throws	0 / 0	0

26 KUMDEEBOON



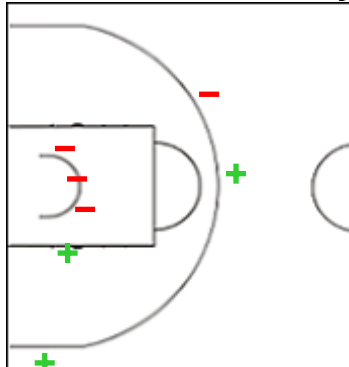
	M / A	%
Fied Goals	0 / 4	0
2 Points	0 / 1	0
3 Points	0 / 3	0
Free Throws	0 / 0	0

31 PIAMPRACTHAYAKUN



	M / A	%
Fied Goals	1 / 2	50
2 Points	1 / 1	100
3 Points	0 / 1	0
Free Throws	0 / 0	0

75 MATANBOON Kanyanat



	M / A	%
Fied Goals	3 / 7	43
2 Points	1 / 4	25
3 Points	2 / 3	67
Free Throws	0 / 0	0

EVENT PARTNERS



Shot Chart

AUS 125 vs 20 THA

(32-4, 39-2, 32-14, 22-0)

Scoring by 5 min intervals:

	Q1		Q2		Q3		Q4	
AUS	18	32	49	71	92	103	110	125
THA	2	4	4	6	9	20	20	20

AUS - Australia

THA - Thailand



	M / A	%
Fied Goals	51 / 101	50
2 Points	47 / 80	59
3 Points	4 / 21	19
Free Throws	19 / 26	73

%	M / A	
15	8 / 53	Fied Goals
14	4 / 28	2 Points
16	4 / 25	3 Points
0	0 / 0	Free Throws

EVENT PARTNERS

