

Shot Chart

AUS 102 vs 43 SYR

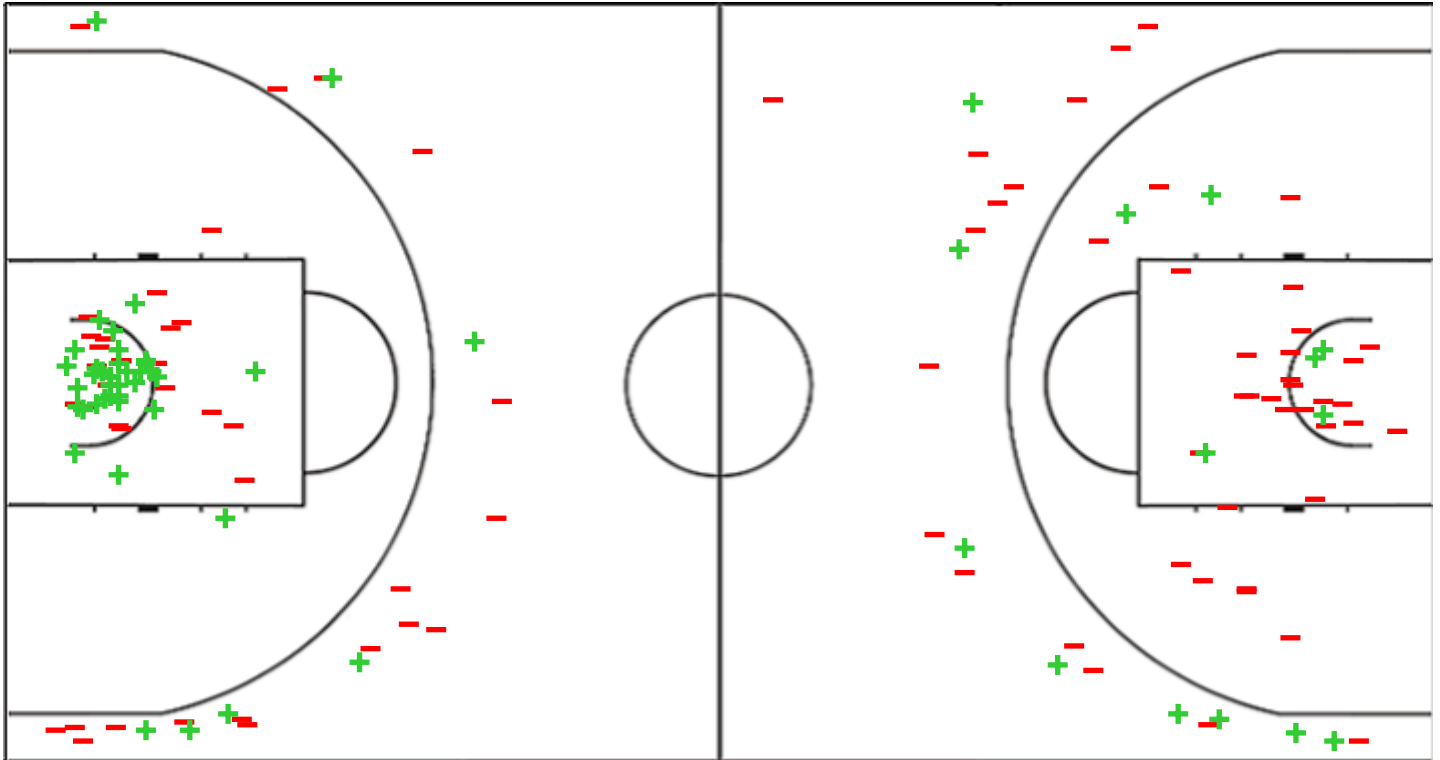
(30-16, 30-7, 20-9, 22-11)

Scoring by 5 min intervals:

| | Q1 | | Q2 | | Q3 | | Q4 | |
|------------|----|----|----|----|----|----|----|-----|
| AUS | 12 | 30 | 48 | 60 | 70 | 80 | 90 | 102 |
| SYR | 5 | 16 | 20 | 23 | 28 | 32 | 40 | 43 |

AUS - Australia

SYR - Syrian Arab Republic



| AUS | M / A | % |
|-------------|---------|----|
| Fied Goals | 41 / 79 | 52 |
| 2 Points | 34 / 55 | 62 |
| 3 Points | 7 / 24 | 29 |
| Free Throws | 13 / 14 | 93 |

| % | M / A | SYR |
|----|---------|-------------|
| 24 | 14 / 59 | Fied Goals |
| 17 | 6 / 36 | 2 Points |
| 35 | 8 / 23 | 3 Points |
| 70 | 7 / 10 | Free Throws |

EVENT PARTNERS



Shot Chart

AUS 102 vs 43 SYR

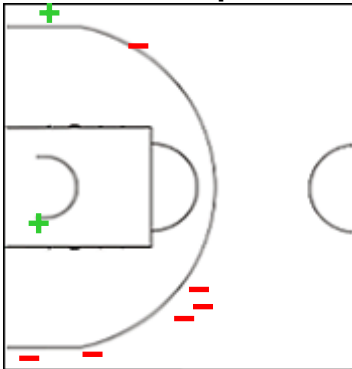
(30-16, 30-7, 20-9, 22-11)

Scoring by 5 min intervals:

| | Q1 | | Q2 | | Q3 | | Q4 | |
|------------|----|----|----|----|----|----|----|-----|
| AUS | 12 | 30 | 48 | 60 | 70 | 80 | 90 | 102 |
| SYR | 5 | 16 | 20 | 23 | 28 | 32 | 40 | 43 |

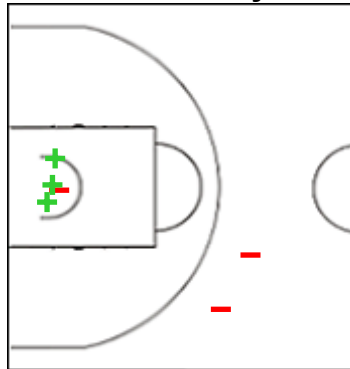
AUS - Australia

5 TAYLOR Sophie



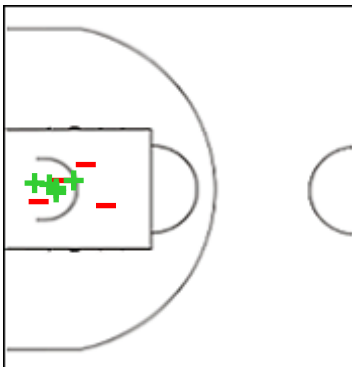
| | M / A | % |
|-------------|-------|-----|
| Fied Goals | 2 / 8 | 25 |
| 2 Points | 1 / 1 | 100 |
| 3 Points | 1 / 7 | 14 |
| Free Throws | 0 / 0 | 0 |

6 NOTOA Prasayus



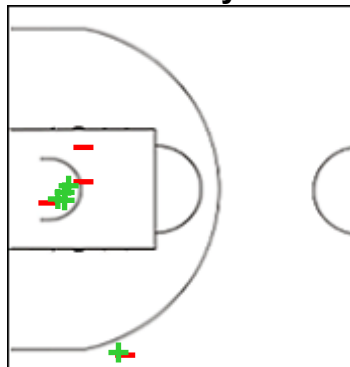
| | M / A | % |
|-------------|-------|----|
| Fied Goals | 3 / 6 | 50 |
| 2 Points | 3 / 4 | 75 |
| 3 Points | 0 / 2 | 0 |
| Free Throws | 0 / 0 | 0 |

7 HODGES Coco



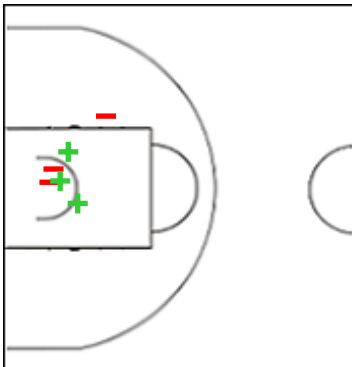
| | M / A | % |
|-------------|-------|-----|
| Fied Goals | 5 / 9 | 56 |
| 2 Points | 5 / 9 | 56 |
| 3 Points | 0 / 0 | 0 |
| Free Throws | 2 / 2 | 100 |

9 FAGAN Sitaya



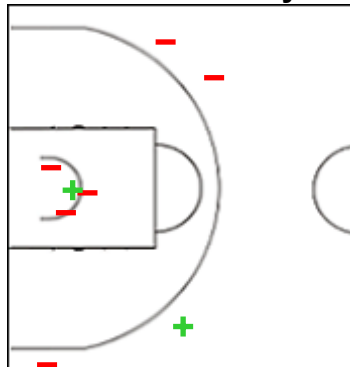
| | M / A | % |
|-------------|-------|-----|
| Fied Goals | 5 / 9 | 56 |
| 2 Points | 4 / 7 | 57 |
| 3 Points | 1 / 2 | 50 |
| Free Throws | 1 / 1 | 100 |

10 JACKSON Zoe



| | M / A | % |
|-------------|-------|----|
| Fied Goals | 3 / 6 | 50 |
| 2 Points | 3 / 6 | 50 |
| 3 Points | 0 / 0 | 0 |
| Free Throws | 0 / 0 | 0 |

11 AHEARNE Lucy



| | M / A | % |
|-------------|-------|----|
| Fied Goals | 2 / 8 | 25 |
| 2 Points | 1 / 4 | 25 |
| 3 Points | 1 / 4 | 25 |
| Free Throws | 0 / 0 | 0 |

EVENT PARTNERS



Shot Chart

AUS 102 vs 43 SYR

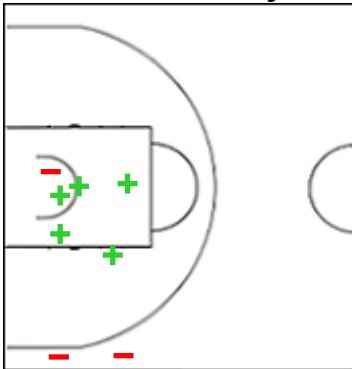
(30-16, 30-7, 20-9, 22-11)

Scoring by 5 min intervals:

| | Q1 | | Q2 | | Q3 | | Q4 | |
|------------|----|----|----|----|----|----|----|-----|
| AUS | 12 | 30 | 48 | 60 | 70 | 80 | 90 | 102 |
| SYR | 5 | 16 | 20 | 23 | 28 | 32 | 40 | 43 |

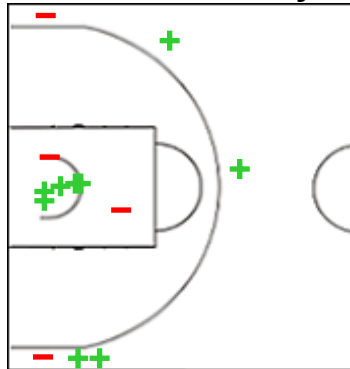
AUS - Australia

12 PERKINS Ruby



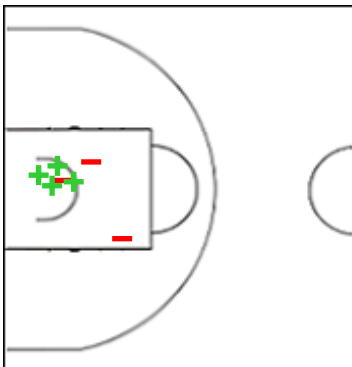
| | M / A | % |
|-------------|-------|-----|
| Fied Goals | 5 / 8 | 63 |
| 2 Points | 5 / 6 | 83 |
| 3 Points | 0 / 2 | 0 |
| Free Throws | 4 / 4 | 100 |

13 HALL Jesse-May



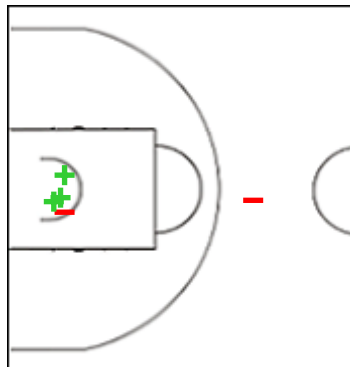
| | M / A | % |
|-------------|--------|-----|
| Fied Goals | 9 / 13 | 69 |
| 2 Points | 5 / 7 | 71 |
| 3 Points | 4 / 6 | 67 |
| Free Throws | 2 / 2 | 100 |

14 CROOK Jade



| | M / A | % |
|-------------|-------|----|
| Fied Goals | 4 / 7 | 57 |
| 2 Points | 4 / 7 | 57 |
| 3 Points | 0 / 0 | 0 |
| Free Throws | 1 / 2 | 50 |

15 LEHMANN Sienna



| | M / A | % |
|-------------|-------|-----|
| Fied Goals | 3 / 5 | 60 |
| 2 Points | 3 / 4 | 75 |
| 3 Points | 0 / 1 | 0 |
| Free Throws | 3 / 3 | 100 |

EVENT PARTNERS



Shot Chart

AUS 102 vs 43 SYR

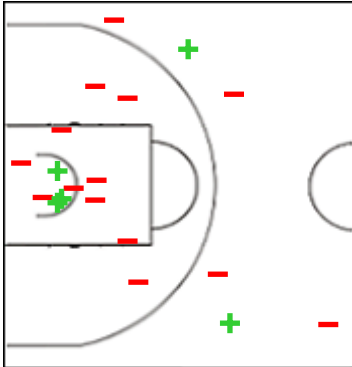
(30-16, 30-7, 20-9, 22-11)

Scoring by 5 min intervals:

| | Q1 | | Q2 | | Q3 | | Q4 | |
|------------|----|----|----|----|----|----|----|-----|
| AUS | 12 | 30 | 48 | 60 | 70 | 80 | 90 | 102 |
| SYR | 5 | 16 | 20 | 23 | 28 | 32 | 40 | 43 |

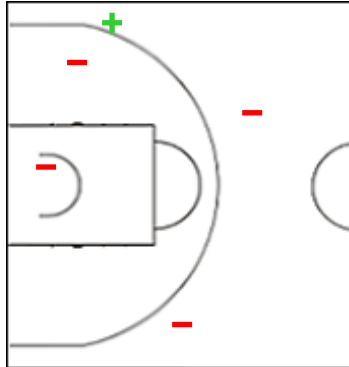
SYR - Syrian Arab Republic

7 ALMOHAMMAD Aya



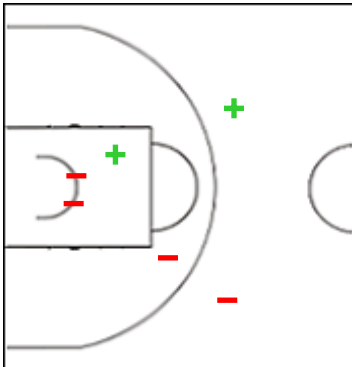
| | M / A | % |
|-------------|--------|-----|
| Fied Goals | 5 / 19 | 26 |
| 2 Points | 3 / 13 | 23 |
| 3 Points | 2 / 6 | 33 |
| Free Throws | 2 / 2 | 100 |

8 AYASH Luna



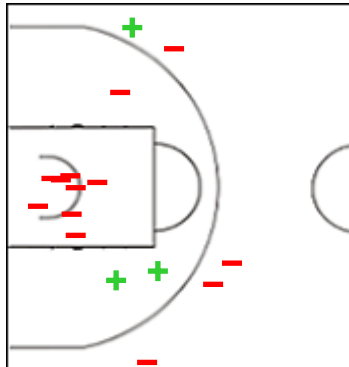
| | M / A | % |
|-------------|-------|----|
| Fied Goals | 1 / 5 | 20 |
| 2 Points | 0 / 2 | 0 |
| 3 Points | 1 / 3 | 33 |
| Free Throws | 1 / 2 | 50 |

10 BACKOUR Zeina



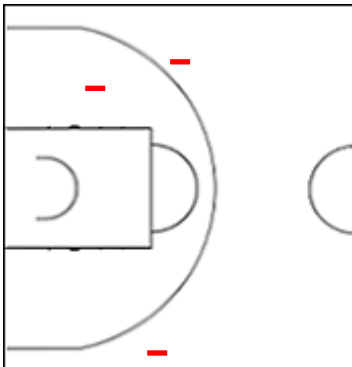
| | M / A | % |
|-------------|-------|----|
| Fied Goals | 2 / 6 | 33 |
| 2 Points | 1 / 4 | 25 |
| 3 Points | 1 / 2 | 50 |
| Free Throws | 0 / 2 | 0 |

11 ALMOUSANNEF Jana



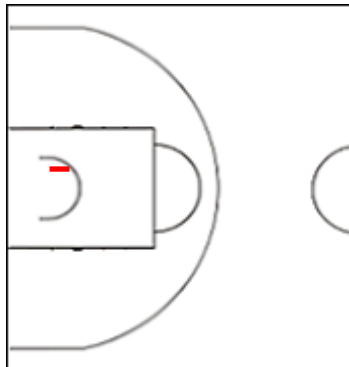
| | M / A | % |
|-------------|--------|----|
| Fied Goals | 3 / 16 | 19 |
| 2 Points | 2 / 11 | 18 |
| 3 Points | 1 / 5 | 20 |
| Free Throws | 0 / 0 | 0 |

15 SARKIS LILETE



| | M / A | % |
|-------------|-------|-----|
| Fied Goals | 0 / 3 | 0 |
| 2 Points | 0 / 1 | 0 |
| 3 Points | 0 / 2 | 0 |
| Free Throws | 2 / 2 | 100 |

23 ALYOUNES Nour



| | M / A | % |
|-------------|-------|-----|
| Fied Goals | 0 / 1 | 0 |
| 2 Points | 0 / 1 | 0 |
| 3 Points | 0 / 0 | 0 |
| Free Throws | 2 / 2 | 100 |

EVENT PARTNERS



Shot Chart

AUS 102 vs 43 SYR

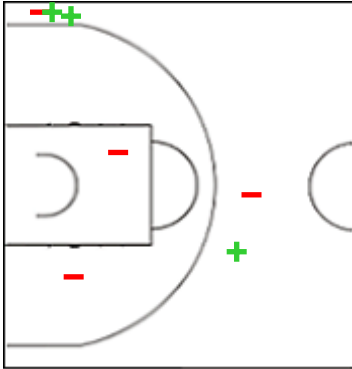
(30-16, 30-7, 20-9, 22-11)

Scoring by 5 min intervals:

| | Q1 | | Q2 | | Q3 | | Q4 | |
|------------|----|----|----|----|----|----|----|-----|
| AUS | 12 | 30 | 48 | 60 | 70 | 80 | 90 | 102 |
| SYR | 5 | 16 | 20 | 23 | 28 | 32 | 40 | 43 |

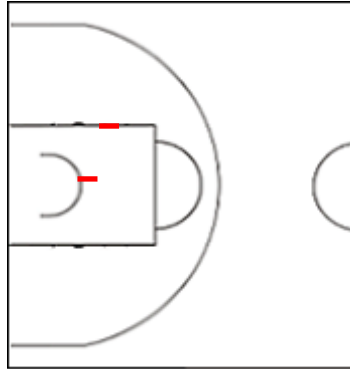
SYR - Syrian Arab Republic

24 SAFAR Sandra



| | M / A | % |
|-------------|-------|----|
| Fied Goals | 3 / 7 | 43 |
| 2 Points | 0 / 2 | 0 |
| 3 Points | 3 / 5 | 60 |
| Free Throws | 0 / 0 | 0 |

33 GHANAIMI Zeen



| | M / A | % |
|-------------|-------|---|
| Fied Goals | 0 / 2 | 0 |
| 2 Points | 0 / 2 | 0 |
| 3 Points | 0 / 0 | 0 |
| Free Throws | 0 / 0 | 0 |

EVENT PARTNERS



Shot Chart

AUS 102 vs 43 SYR

(30-16, 30-7, 20-9, 22-11)

Scoring by 5 min intervals:

| | Q1 | | Q2 | | Q3 | | Q4 | |
|------------|----|----|----|----|----|----|----|-----|
| AUS | 12 | 30 | 48 | 60 | 70 | 80 | 90 | 102 |
| SYR | 5 | 16 | 20 | 23 | 28 | 32 | 40 | 43 |

AUS - Australia

SYR - Syrian Arab Republic



| | M / A | % |
|--------------------|---------|----|
| Fied Goals | 41 / 79 | 52 |
| 2 Points | 34 / 55 | 62 |
| 3 Points | 7 / 24 | 29 |
| Free Throws | 13 / 14 | 93 |

| % | M / A | |
|----|---------|--------------------|
| 24 | 14 / 59 | Fied Goals |
| 17 | 6 / 36 | 2 Points |
| 35 | 8 / 23 | 3 Points |
| 70 | 7 / 10 | Free Throws |

EVENT PARTNERS

