



Shot Chart

CHN 79 vs 88 CAN

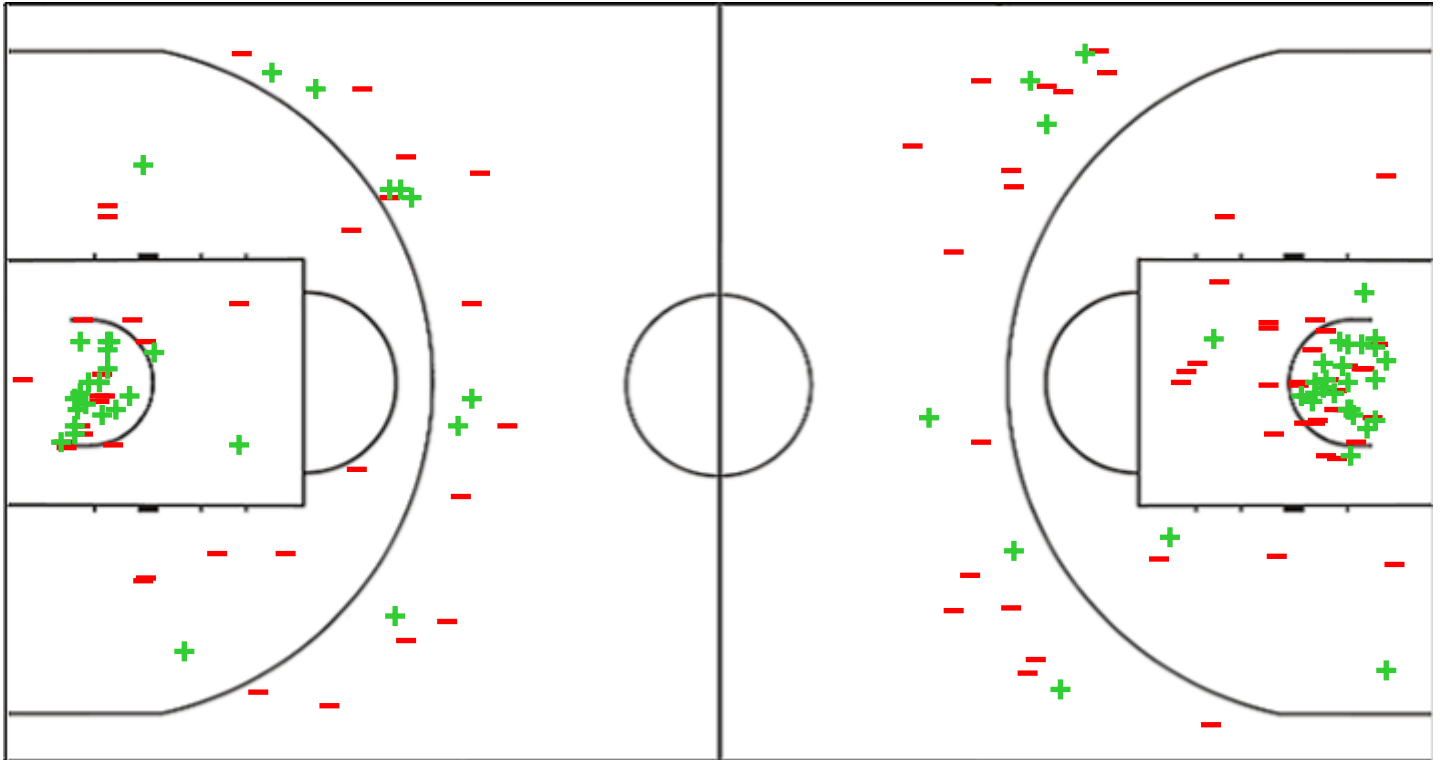
(20-23, 8-18, 15-10, 36-37)

Scoring by 5 min intervals:

	Q1		Q2		Q3		Q4	
CHN	9	20	26	28	35	43	57	79
CAN	8	23	29	41	45	51	69	88

CHN - People 's Republic of China

CAN - Canada



CHN	M / A	%
Fied Goals	29 / 64	45
2 Points	21 / 44	48
3 Points	8 / 20	40
Free Throws	13 / 19	68

%	M / A	CAN
39	33 / 84	Fied Goals
44	27 / 62	2 Points
27	6 / 22	3 Points
73	16 / 22	Free Throws

GLOBAL PARTNERS





Shot Chart

CHN 79 vs 88 CAN

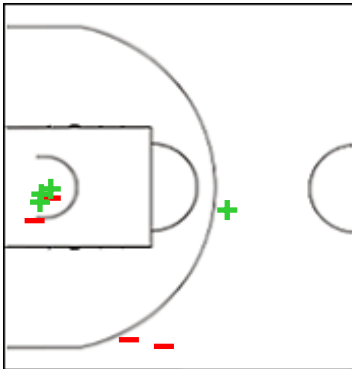
(20-23, 8-18, 15-10, 36-37)

Scoring by 5 min intervals:

	Q1		Q2		Q3		Q4	
CHN	9	20	26	28	35	43	57	79
CAN	8	23	29	41	45	51	69	88

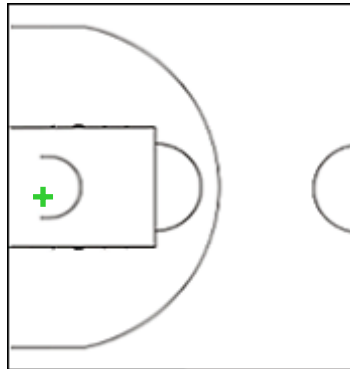
CHN - People 's Republic of China

1 WANG Haoran



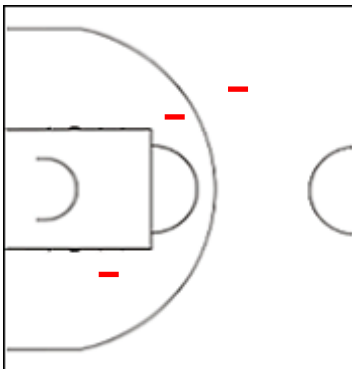
	M / A	%
Fied Goals	4 / 8	50
2 Points	3 / 5	60
3 Points	1 / 3	33
Free Throws	1 / 2	50

4 DAN Houran



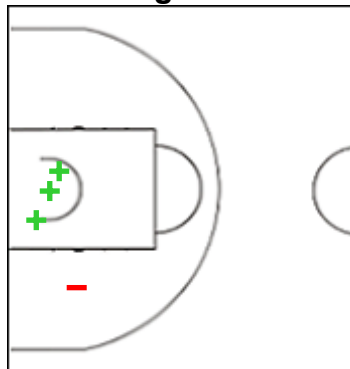
	M / A	%
Fied Goals	1 / 1	100
2 Points	1 / 1	100
3 Points	0 / 0	0
Free Throws	1 / 2	50

5 ZHANG Junhao



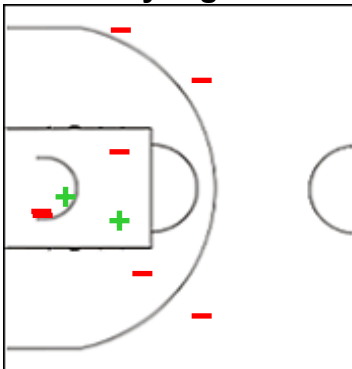
	M / A	%
Fied Goals	0 / 3	0
2 Points	0 / 2	0
3 Points	0 / 1	0
Free Throws	0 / 0	0

7 MA Mingkun



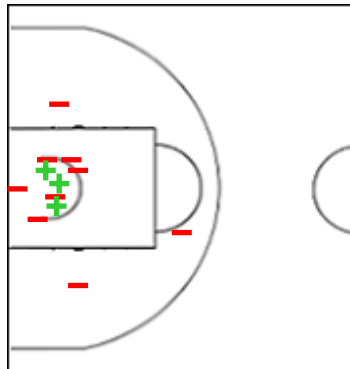
	M / A	%
Fied Goals	3 / 4	75
2 Points	3 / 4	75
3 Points	0 / 0	0
Free Throws	0 / 0	0

12 XIE Liyongwei



	M / A	%
Fied Goals	2 / 9	22
2 Points	2 / 6	33
3 Points	0 / 3	0
Free Throws	4 / 4	100

15 YANG Hansen



	M / A	%
Fied Goals	3 / 12	25
2 Points	3 / 12	25
3 Points	0 / 0	0
Free Throws	0 / 2	0

GLOBAL PARTNERS





Shot Chart

CHN 79 vs 88 CAN

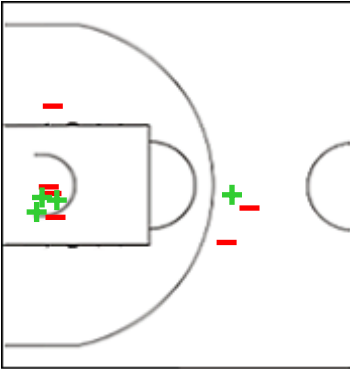
(20-23, 8-18, 15-10, 36-37)

Scoring by 5 min intervals:

	Q1		Q2		Q3		Q4	
CHN	9	20	26	28	35	43	57	79
CAN	8	23	29	41	45	51	69	88

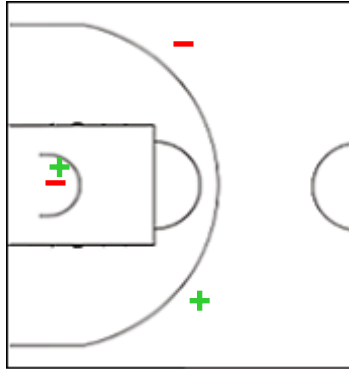
CHN - People 's Republic of China

19 WANG Junjie



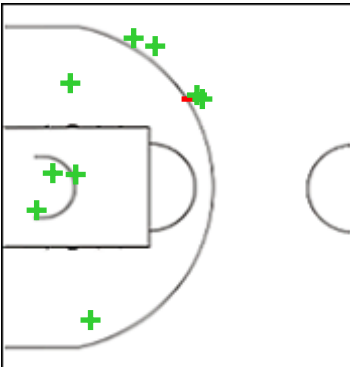
	M / A	%
Fied Goals	4 / 10	40
2 Points	3 / 7	43
3 Points	1 / 3	33
Free Throws	2 / 2	100

23 LI Xinyi



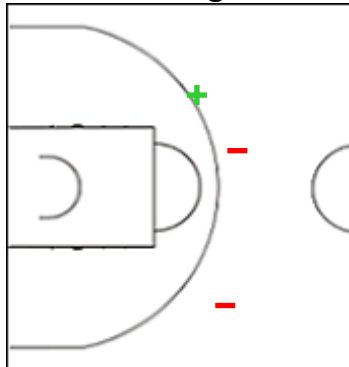
	M / A	%
Fied Goals	2 / 4	50
2 Points	1 / 2	50
3 Points	1 / 2	50
Free Throws	2 / 2	100

24 ZHAO Wei Lun



	M / A	%
Fied Goals	9 / 10	90
2 Points	5 / 5	100
3 Points	4 / 5	80
Free Throws	3 / 5	60

25 WAN Menglin



	M / A	%
Fied Goals	1 / 3	33
2 Points	0 / 0	0
3 Points	1 / 3	33
Free Throws	0 / 0	0

GLOBAL PARTNERS





Shot Chart

CHN 79 vs 88 CAN

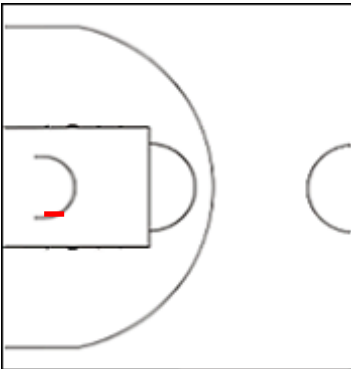
(20-23, 8-18, 15-10, 36-37)

Scoring by 5 min intervals:

	Q1		Q2		Q3		Q4	
CHN	9	20	26	28	35	43	57	79
CAN	8	23	29	41	45	51	69	88

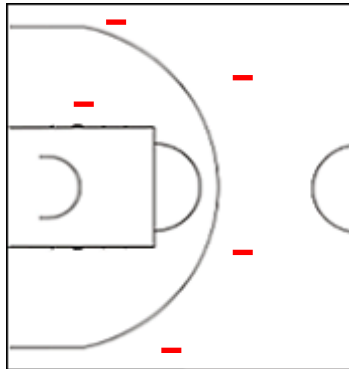
CAN - Canada

1 SIMON David



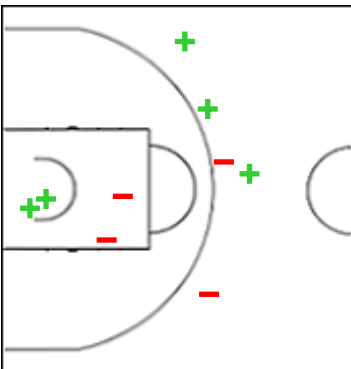
	M / A	%
Fied Goals	0 / 1	0
2 Points	0 / 1	0
3 Points	0 / 0	0
Free Throws	0 / 0	0

3 HURLEY Thomas



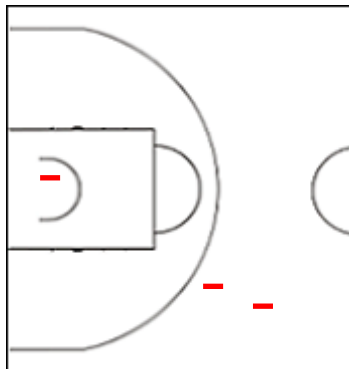
	M / A	%
Fied Goals	0 / 5	0
2 Points	0 / 1	0
3 Points	0 / 4	0
Free Throws	0 / 0	0

4 LEE Xaivian



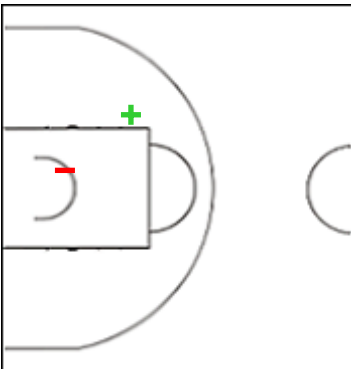
	M / A	%
Fied Goals	5 / 9	56
2 Points	2 / 4	50
3 Points	3 / 5	60
Free Throws	4 / 7	57

5 DUMONT Jordann



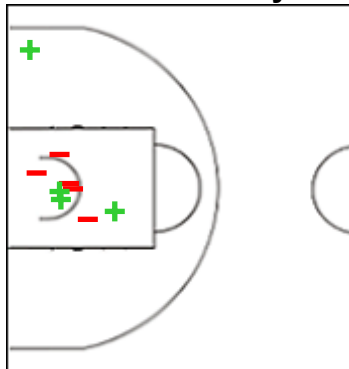
	M / A	%
Fied Goals	0 / 3	0
2 Points	0 / 1	0
3 Points	0 / 2	0
Free Throws	0 / 0	0

7 WILLIAMSON Jahari



	M / A	%
Fied Goals	1 / 2	50
2 Points	1 / 2	50
3 Points	0 / 0	0
Free Throws	3 / 3	100

10 MARTYNOV Cyril



	M / A	%
Fied Goals	4 / 9	44
2 Points	4 / 9	44
3 Points	0 / 0	0
Free Throws	0 / 0	0

GLOBAL PARTNERS





Shot Chart

CHN 79 vs 88 CAN

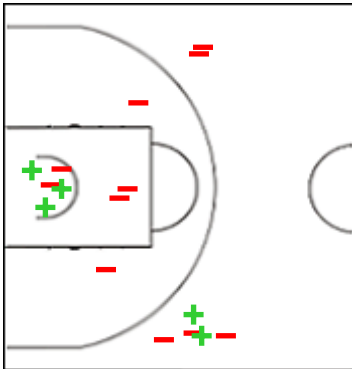
(20-23, 8-18, 15-10, 36-37)

Scoring by 5 min intervals:

	Q1		Q2		Q3		Q4	
CHN	9	20	26	28	35	43	57	79
CAN	8	23	29	41	45	51	69	88

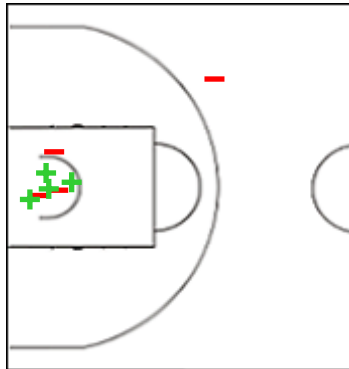
CAN - Canada

11 BENJAMIN Bubu



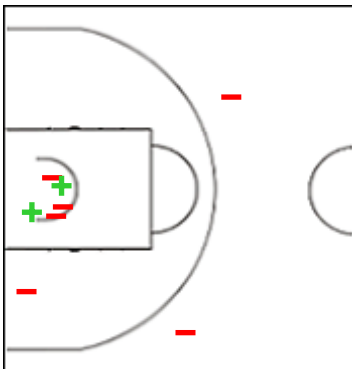
	M / A	%
Fied Goals	5 / 16	31
2 Points	3 / 9	33
3 Points	2 / 7	29
Free Throws	0 / 0	0

12 PITT Jaion



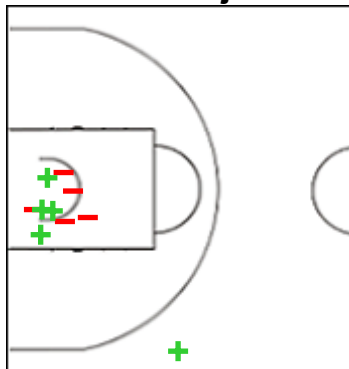
	M / A	%
Fied Goals	4 / 8	50
2 Points	4 / 7	57
3 Points	0 / 1	0
Free Throws	4 / 5	80

15 EVBAGHARU Micheal



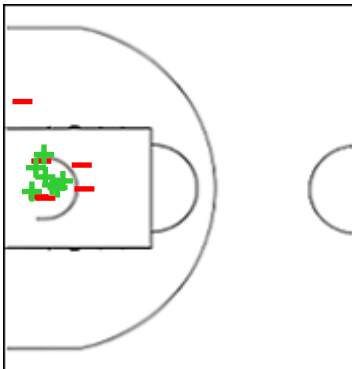
	M / A	%
Fied Goals	2 / 8	25
2 Points	2 / 6	33
3 Points	0 / 2	0
Free Throws	0 / 0	0

22 FISHER Elijah



	M / A	%
Fied Goals	5 / 10	50
2 Points	4 / 9	44
3 Points	1 / 1	100
Free Throws	3 / 4	75

23 NWOKO Michael



	M / A	%
Fied Goals	7 / 13	54
2 Points	7 / 13	54
3 Points	0 / 0	0
Free Throws	2 / 3	67

GLOBAL PARTNERS





Shot Chart

CHN 79 vs 88 CAN

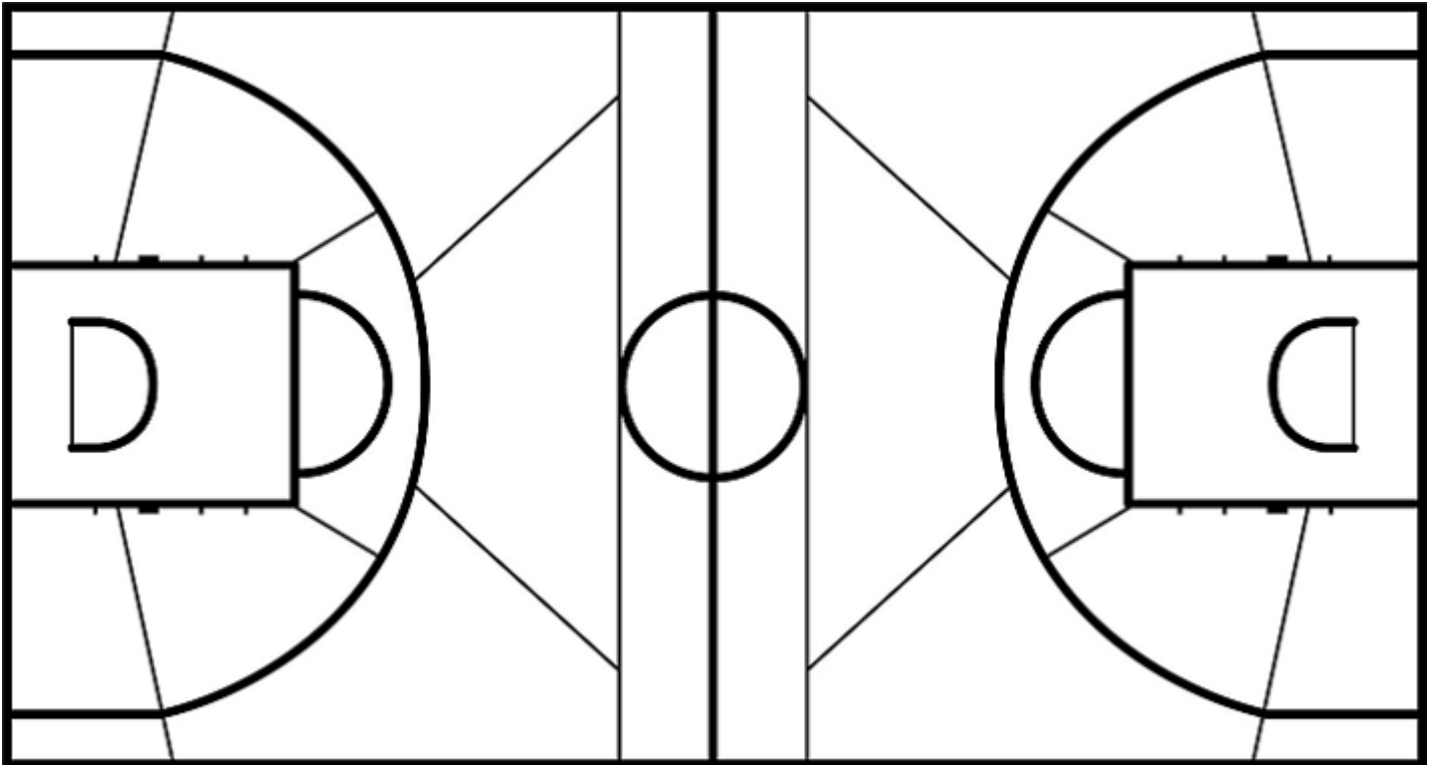
(20-23, 8-18, 15-10, 36-37)

Scoring by 5 min intervals:

	Q1		Q2		Q3		Q4	
CHN	9	20	26	28	35	43	57	79
CAN	8	23	29	41	45	51	69	88

CHN - People 's Republic of China

CAN - Canada



	M / A	%
Fied Goals	29 / 64	45
2 Points	21 / 44	48
3 Points	8 / 20	40
Free Throws	13 / 19	68

%	M / A	
39	33 / 84	Fied Goals
44	27 / 62	2 Points
27	6 / 22	3 Points
73	16 / 22	Free Throws

GLOBAL PARTNERS

