

## TOURNAMENT SUMMARY

### Group Phase - Group A

Phase	Game No	Teams	Date	Start Time	Location	Attendance	Final	Q1	Q2	Q3	Q4	OT1
Group Phase	2	KOR vs NZL	Mon 26 Jun	11:00	Sydney Olympic Park Sports Centre		64-66	12-20	13-21	21-11	18-14	
	1	CHN vs LBN	Mon 26 Jun	13:30	Sydney Olympic Park Sports Centre	275	89-44	24-21	18-9	22-2	25-12	
	4	LBN vs KOR	Tue 27 Jun	11:00	Sydney Olympic Park Sports Centre	1	54-76	11-25	13-23	11-15	19-13	
	3	NZL vs CHN	Tue 27 Jun	17:00	Sydney Olympic Park Sports Centre		46-80	13-18	7-15	7-32	19-15	
	6	NZL vs LBN	Wed 28 Jun	11:00	Sydney Olympic Park Sports Centre		76-45	17-6	22-11	16-12	21-16	
	5	CHN vs KOR	Wed 28 Jun	17:00	Sydney Olympic Park Sports Centre		87-81	12-21	20-17	21-16	19-18	15-9

Group A					Games			Points		Diff.	Bonus / Penalty	Class. Points
Rank	Team	CHN	NZL	KOR	LBN	Played	Won	Lost	For			
1	CHN		80-46	87-81	89-44	3	3	0	256	171	+85	6
2	NZL	46-80		66-64	76-45	3	2	1	188	189	-1	5
3	KOR	81-87	64-66		76-54	3	1	2	221	207	+14	4
4	LBN	44-89	45-76	54-76		3	0	3	143	241	-98	3

### Group Phase - Group B

Phase	Game No	Teams	Date	Start Time	Location	Attendance	Final	Q1	Q2	Q3	Q4
Group Phase	2	JPN vs TPE	Mon 26 Jun	17:00	Sydney Olympic Park Sports Centre	500	94-53	21-14	19-17	26-12	28-10
	1	AUS vs PHI	Mon 26 Jun	19:30	Sydney Olympic Park Sports Centre		105-34	30-7	26-16	22-5	27-6
	4	PHI vs JPN	Tue 27 Jun	13:30	Sydney Olympic Park Sports Centre		57-95	14-28	17-21	17-17	9-29
	3	TPE vs AUS	Tue 27 Jun	19:30	Sydney Olympic Park Sports Centre		45-91	12-19	12-22	16-29	5-21
	6	TPE vs PHI	Wed 28 Jun	13:30	Sydney Olympic Park Sports Centre		81-92	20-29	18-22	24-21	19-20
	5	AUS vs JPN	Wed 28 Jun	19:30	Sydney Olympic Park Sports Centre		66-91	21-15	11-29	19-26	15-21

Group B					Games			Points		Diff.	Bonus / Penalty	Class. Points
Rank	Team	JPN	AUS	PHI	TPE	Played	Won	Lost	For			
1	JPN		91-66	95-57	94-53	3	3	0	280	176	+104	6
2	AUS	66-91		105-34	91-45	3	2	1	262	170	+92	5
3	PHI	57-95	34-105		92-81	3	1	2	183	281	-98	4
4	TPE	53-94	45-91	81-92		3	0	3	179	277	-98	3

### Classification 7-8

Phase	Game No	Teams	Date	Start Time	Location	Attendance	Final	Q1	Q2	Q3	Q4
Classification 7-8	13	LBN vs TPE	Fri 30 Jun	14:30	Sydney Olympic Park Sports Centre		75-73	21-27	17-11	20-13	17-22

### Qualification Semi-Finals

Phase	Game No	Teams	Date	Start Time	Location	Attendance	Final	Q1	Q2	Q3	Q4
Qualification Semi-Finals	14	NZL vs PHI	Fri 30 Jun	17:00	Sydney Olympic Park Sports Centre		83-78	21-15	24-26	23-28	15-9
	15	AUS vs KOR	Fri 30 Jun	19:30	Sydney Olympic Park Sports Centre		91-64	31-16	21-17	19-21	20-10

### Classification 5-6

Phase	Game No	Teams	Date	Start Time	Location	Attendance	Final	Q1	Q2	Q3	Q4
Classification 5-6	16	PHI vs KOR	Sat 01 Jul	14:30	Sydney Olympic Park Sports Centre		71-80	19-18	15-26	21-22	16-14

### GLOBAL PARTNERS



## TOURNAMENT SUMMARY

### Semi-Finals

Phase	Game No	Teams	Date	Start Time	Location	Attendance	Final	Q1	Q2	Q3	Q4
Semi-Finals	18	JPN vs NZL	Sat 01 Jul	17:00	Sydney Olympic Park Sports Centre		88-52	24-11	23-14	19-13	22-14
	17	CHN vs AUS	Sat 01 Jul	19:30	Sydney Olympic Park Sports Centre		74-60	18-11	17-21	18-11	21-17

### 3rd Place Game

Phase	Game No	Teams	Date	Start Time	Location	Attendance	Final	Q1	Q2	Q3	Q4
3rd Place Game	19	AUS vs NZL	Sun 02 Jul	12:30	Sydney Olympic Park Sports Centre		81-59	22-14	17-14	24-17	18-14

### Final

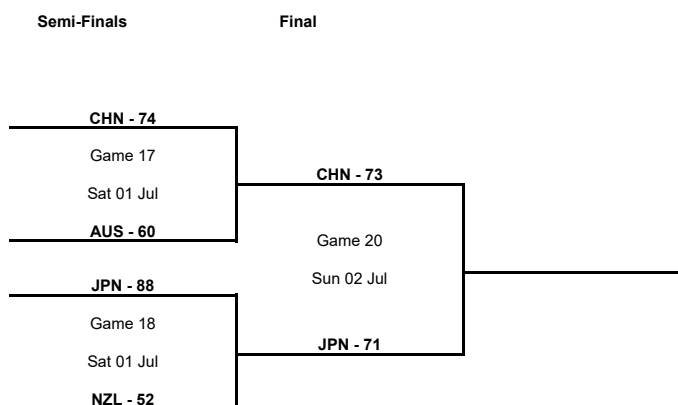
Phase	Game No	Teams	Date	Start Time	Location	Attendance	Final	Q1	Q2	Q3	Q4
Final	20	CHN vs JPN	Sun 02 Jul	15:00	Sydney Olympic Park Sports Centre		73-71	17-17	9-18	22-16	25-20

Legend :	
<b>Class.</b>	Classification
<b>OTx</b>	Overtime
<b>Diff.</b>	Difference
<b>Qx</b>	Quarter Time
<b>DSQ</b>	Disqualified
<b>W/L</b>	Win/Loss
<b>GP</b>	Games played

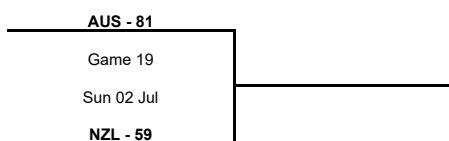
### GLOBAL PARTNERS



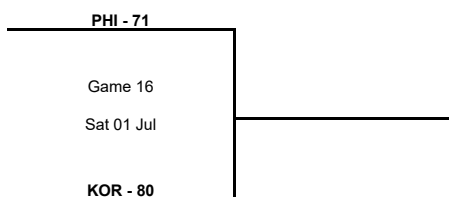
## TOURNAMENT SUMMARY



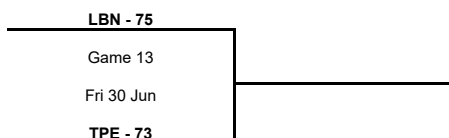
### 3rd Place Game



### Classification 5-6



### Classification 7-8



### GLOBAL PARTNERS

