

Shot Chart

IGOK 76 vs 72 VILN

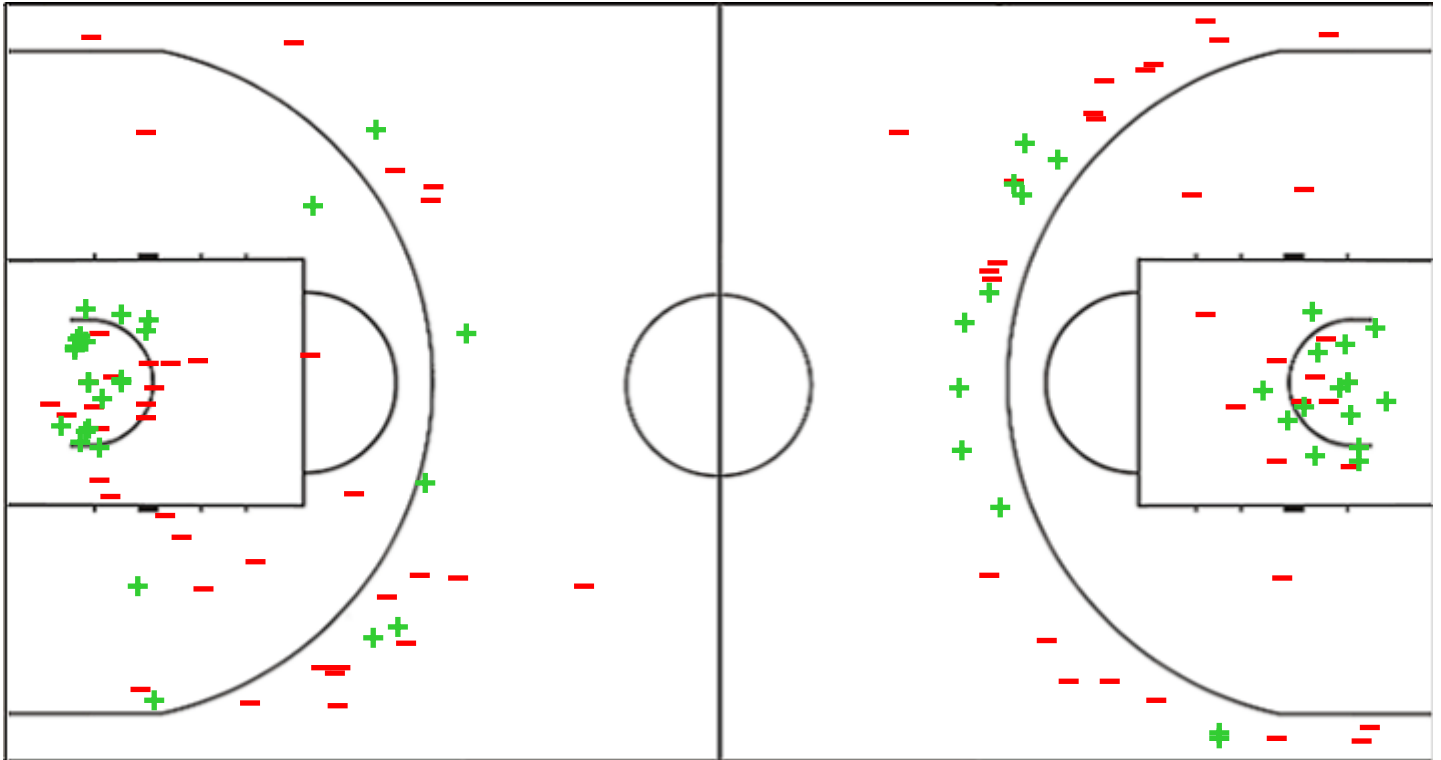
(20-23, 22-18, 16-16, 18-15)

Scoring by 5 min intervals:

	Q1		Q2		Q3		Q4	
IGOK	12	20	29	42	50	58	66	76
VILN	10	23	29	41	51	57	66	72

IGOK - Igokea m:tel

VILN - BC Rytas



IGOK	M / A	%
Fied Goals	28 / 67	42
2 Points	23 / 47	49
3 Points	5 / 20	25
Free Throws	15 / 22	68

%	M / A	VILN
43	26 / 60	Fied Goals
54	15 / 28	2 Points
34	11 / 32	3 Points
64	9 / 14	Free Throws

Shot Chart

IGOK 76 vs 72 VILN

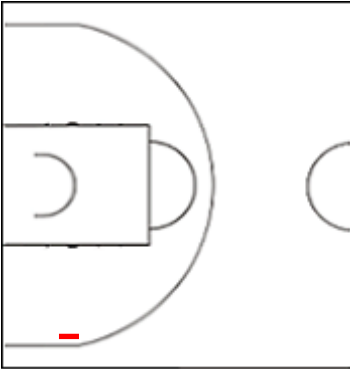
(20-23, 22-18, 16-16, 18-15)

Scoring by 5 min intervals:

	Q1		Q2		Q3		Q4	
IGOK	12	20	29	42	50	58	66	76
VILN	10	23	29	41	51	57	66	72

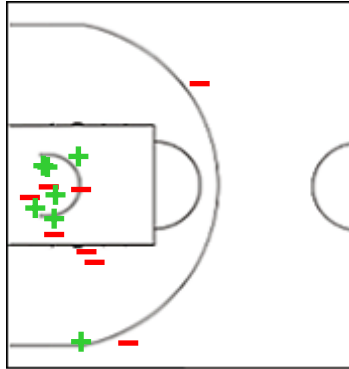
IGOK - Igokea m:tel

2 VUČENOVIĆ Nemanja



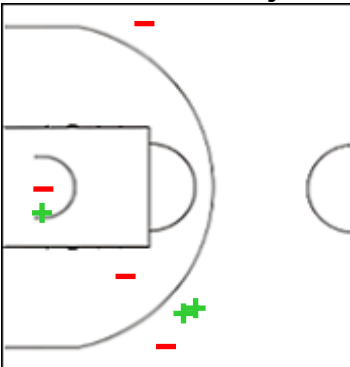
	M / A	%
Fied Goals	0 / 1	0
2 Points	0 / 1	0
3 Points	0 / 0	0
Free Throws	0 / 0	0

3 RADOSIC Ognjen



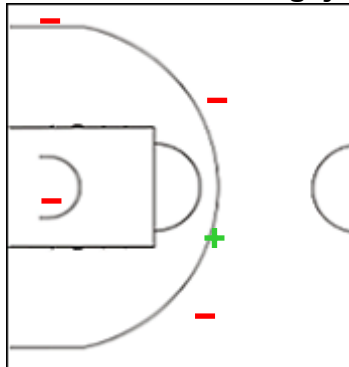
	M / A	%
Fied Goals	7 / 15	47
2 Points	7 / 13	54
3 Points	0 / 2	0
Free Throws	6 / 10	60

4 KURIDZA Vasilije



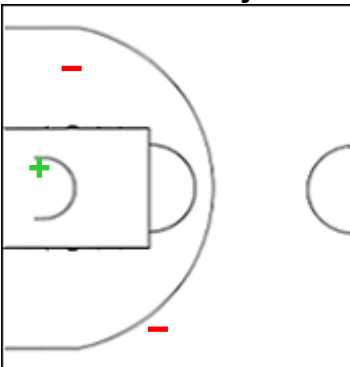
	M / A	%
Fied Goals	3 / 7	43
2 Points	1 / 3	33
3 Points	2 / 4	50
Free Throws	0 / 0	0

7 JOVANOVIĆ Sergej



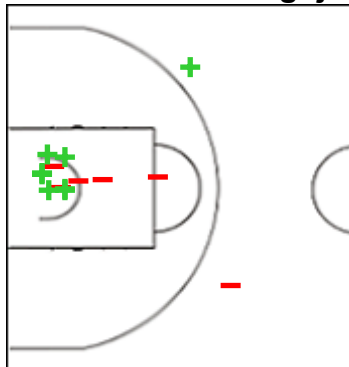
	M / A	%
Fied Goals	1 / 5	20
2 Points	0 / 1	0
3 Points	1 / 4	25
Free Throws	0 / 0	0

8 BECIROVIC Ajdin



	M / A	%
Fied Goals	1 / 3	33
2 Points	1 / 2	50
3 Points	0 / 1	0
Free Throws	0 / 0	0

11 STANKOVIĆ Ognjen



	M / A	%
Fied Goals	8 / 14	57
2 Points	7 / 12	58
3 Points	1 / 2	50
Free Throws	4 / 6	67

Shot Chart

IGOK 76 vs 72 VILN

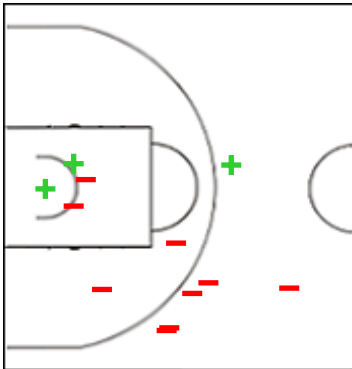
(20-23, 22-18, 16-16, 18-15)

Scoring by 5 min intervals:

	Q1		Q2		Q3		Q4	
IGOK	12	20	29	42	50	58	66	76
VILN	10	23	29	41	51	57	66	72

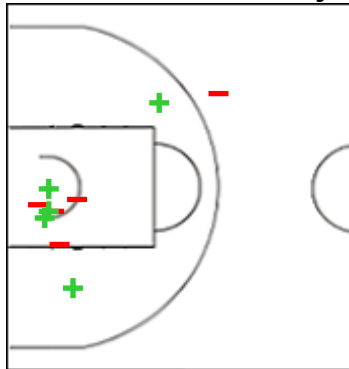
IGOK - Igokea m:tel

12 MAKITAN Dušan



	M / A	%
Fied Goals	3 / 12	25
2 Points	2 / 6	33
3 Points	1 / 6	17
Free Throws	2 / 2	100

15 ACIMOVIC Andrej



	M / A	%
Fied Goals	5 / 10	50
2 Points	5 / 9	56
3 Points	0 / 1	0
Free Throws	3 / 4	75

Shot Chart

IGOK 76 vs 72 VILN

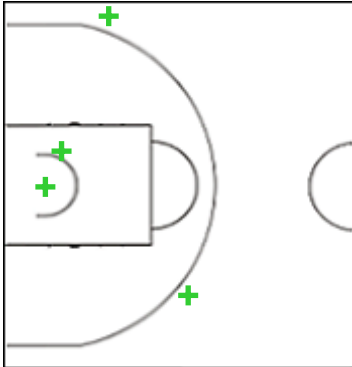
(20-23, 22-18, 16-16, 18-15)

Scoring by 5 min intervals:

	Q1		Q2		Q3		Q4	
IGOK	12	20	29	42	50	58	66	76
VILN	10	23	29	41	51	57	66	72

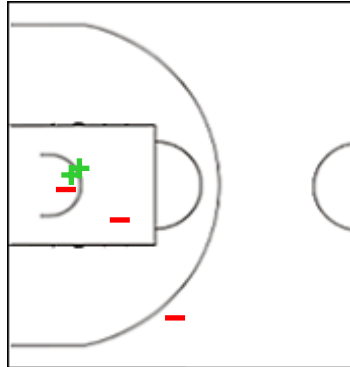
VILN - BC Rytas

00 KRIZANAUSKAS Gantas



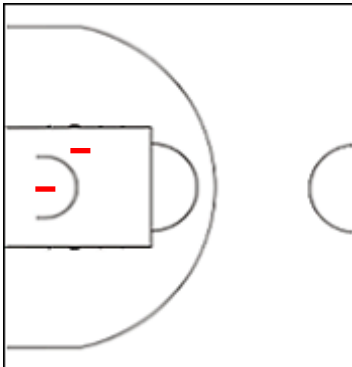
	M / A	%
Fied Goals	4 / 4	100
2 Points	2 / 2	100
3 Points	2 / 2	100
Free Throws	2 / 4	50

8 JOKUBAUSKAS Gabrielius



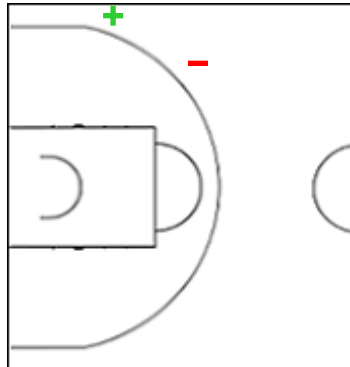
	M / A	%
Fied Goals	2 / 5	40
2 Points	2 / 4	50
3 Points	0 / 1	0
Free Throws	0 / 0	0

9 RAPOLIS Paulius



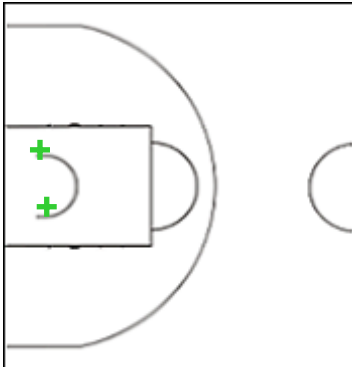
	M / A	%
Fied Goals	0 / 2	0
2 Points	0 / 2	0
3 Points	0 / 0	0
Free Throws	1 / 4	25

10 BUTELIAUSKAS Matas



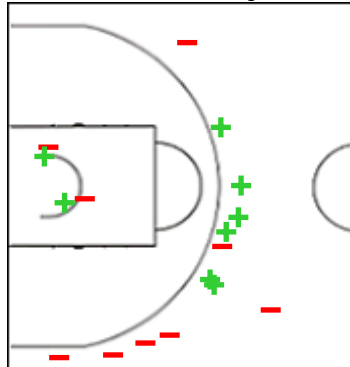
	M / A	%
Fied Goals	1 / 2	50
2 Points	0 / 0	0
3 Points	1 / 2	50
Free Throws	0 / 0	0

23 NARVILAS Paulius



	M / A	%
Fied Goals	2 / 2	100
2 Points	2 / 2	100
3 Points	0 / 0	0
Free Throws	2 / 2	100

24 KULIEŠA Nojus



	M / A	%
Fied Goals	8 / 17	47
2 Points	2 / 4	50
3 Points	6 / 13	46
Free Throws	0 / 0	0

Shot Chart

IGOK 76 vs 72 VILN

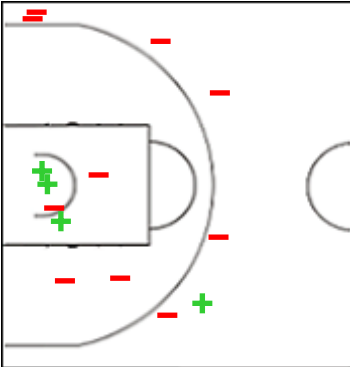
(20-23, 22-18, 16-16, 18-15)

Scoring by 5 min intervals:

	Q1		Q2		Q3		Q4	
IGOK	12	20	29	42	50	58	66	76
VILN	10	23	29	41	51	57	66	72

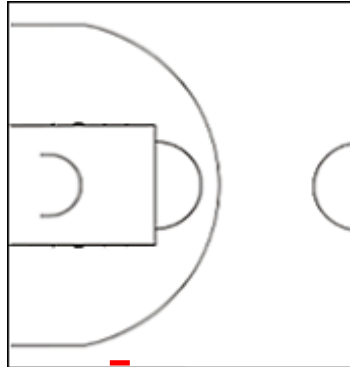
VILN - BC Rytas

28 REMEIKIS Dziugas



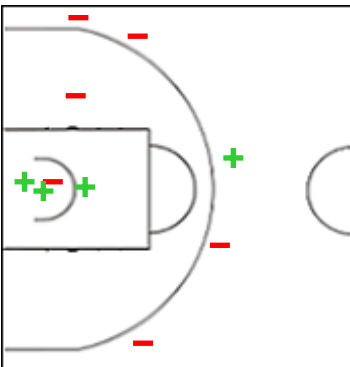
	M / A	%
Fied Goals	4 / 14	29
2 Points	3 / 7	43
3 Points	1 / 7	14
Free Throws	0 / 0	0

35 SMIRNOV Kristupas



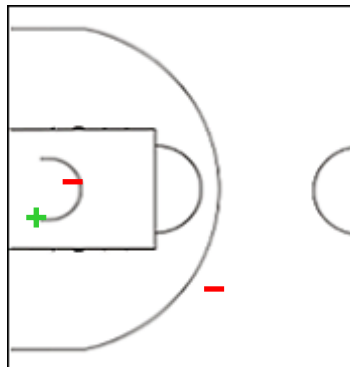
	M / A	%
Fied Goals	0 / 1	0
2 Points	0 / 0	0
3 Points	0 / 1	0
Free Throws	0 / 0	0

36 MATULEVIČ Ernestas



	M / A	%
Fied Goals	4 / 10	40
2 Points	3 / 5	60
3 Points	1 / 5	20
Free Throws	2 / 2	100

55 VILUTIS Artūras



	M / A	%
Fied Goals	1 / 3	33
2 Points	1 / 2	50
3 Points	0 / 1	0
Free Throws	2 / 2	100

Shot Chart

IGOK 76 vs 72 VILN

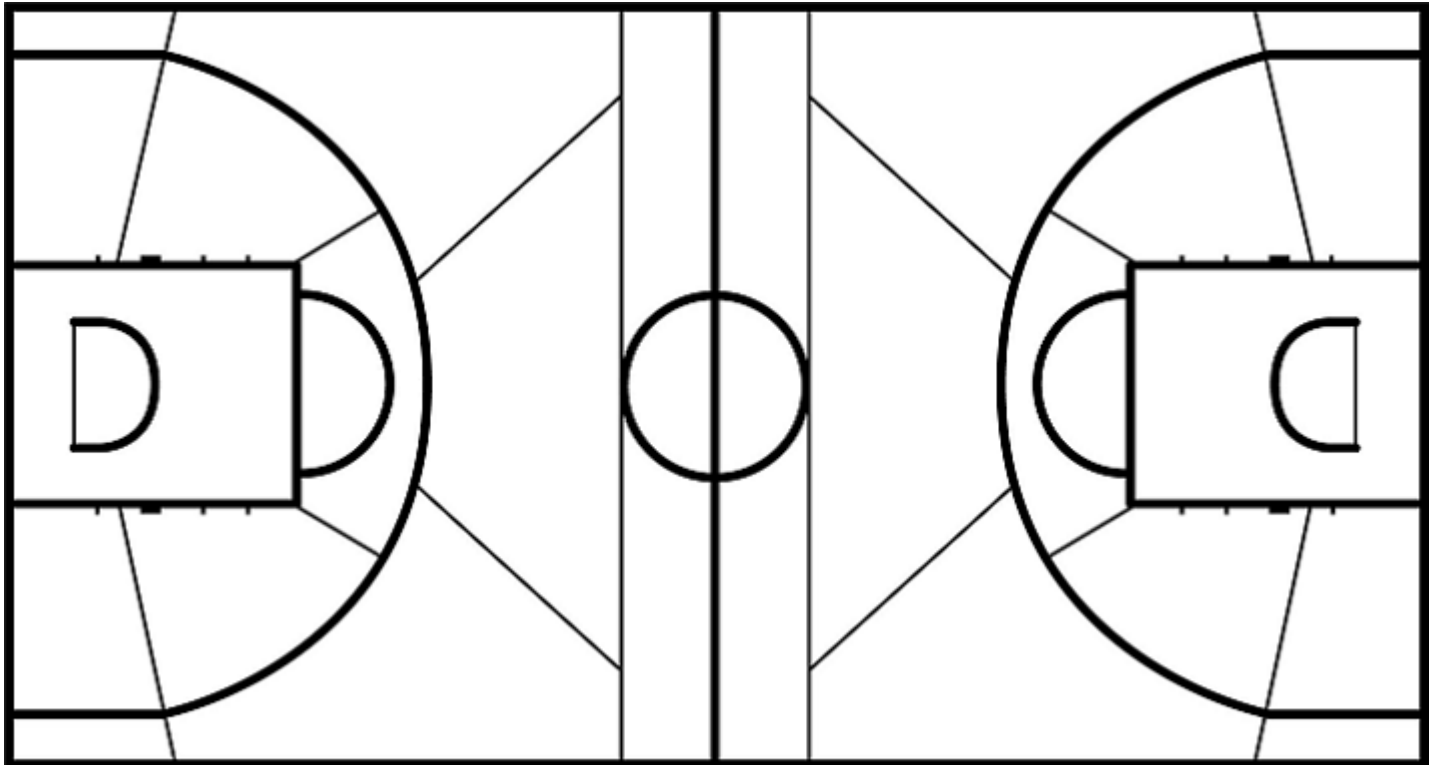
(20-23, 22-18, 16-16, 18-15)

Scoring by 5 min intervals:

	Q1		Q2		Q3		Q4	
IGOK	12	20	29	42	50	58	66	76
VILN	10	23	29	41	51	57	66	72

IGOK - Igokea m:tel

VILN - BC Rytas



	M / A	%
Fied Goals	28 / 67	42
2 Points	23 / 47	49
3 Points	5 / 20	25
Free Throws	15 / 22	68

%	M / A	
43	26 / 60	Fied Goals
54	15 / 28	2 Points
34	11 / 32	3 Points
64	9 / 14	Free Throws