

Shot Chart

VILN 78 vs 73 JER

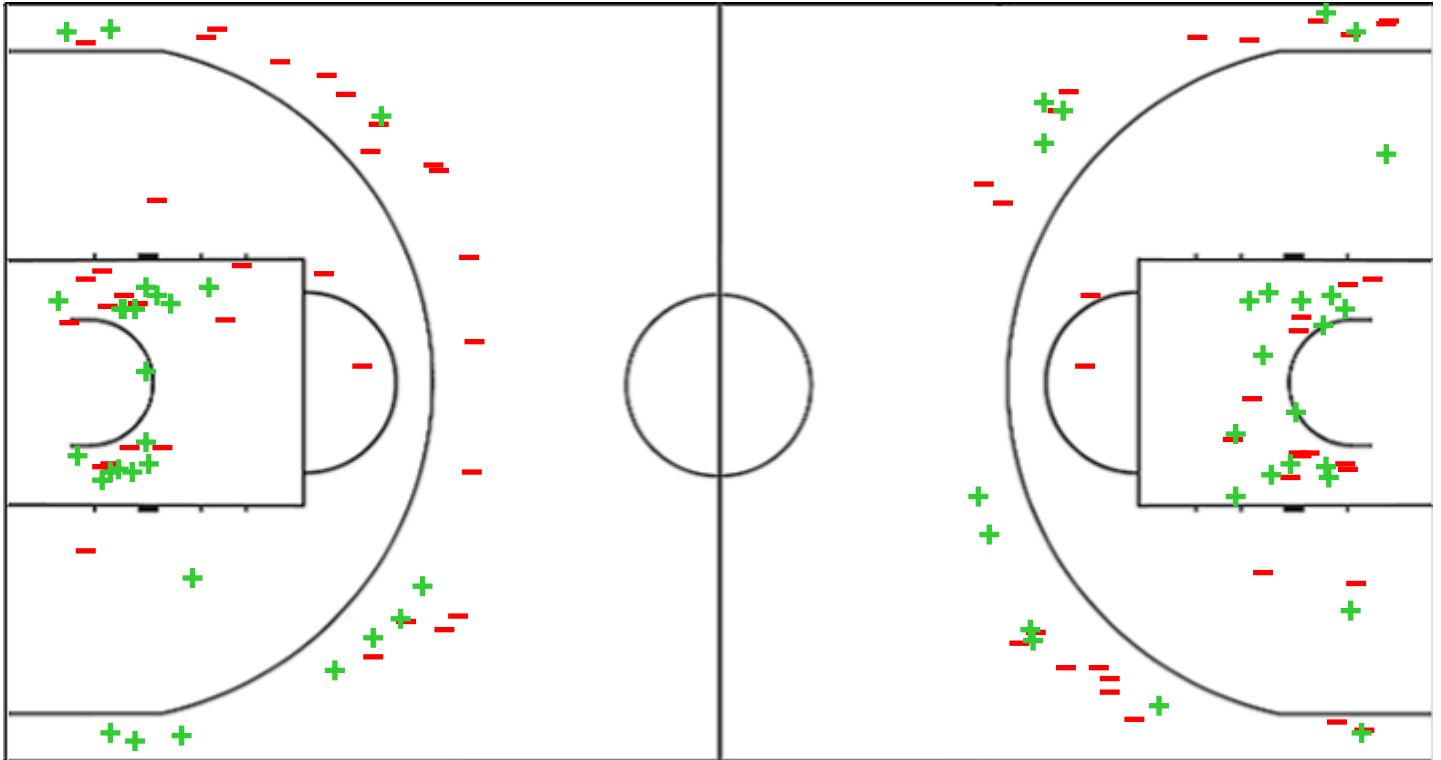
(16-12, 23-18, 18-23, 21-20)

Scoring by 5 min intervals:

	Q1		Q2		Q3		Q4	
VILN	10	16	29	39	50	57	68	78
JER	5	12	19	30	41	53	63	73

VILN - BC Rytas

JER - Hapoel Bank Yahav Jerusalem



VILN	M / A	%
Fied Goals	28 / 62	45
2 Points	18 / 35	51
3 Points	10 / 27	37
Free Throws	12 / 20	60

%	M / A	JER
44	27 / 62	Fied Goals
50	16 / 32	2 Points
37	11 / 30	3 Points
73	8 / 11	Free Throws

Shot Chart

VILN 78 vs 73 JER

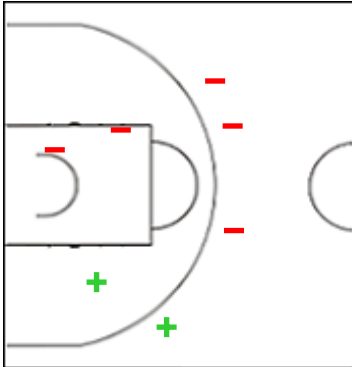
(16-12, 23-18, 18-23, 21-20)

Scoring by 5 min intervals:

	Q1		Q2		Q3		Q4	
VILN	10	16	29	39	50	57	68	78
JER	5	12	19	30	41	53	63	73

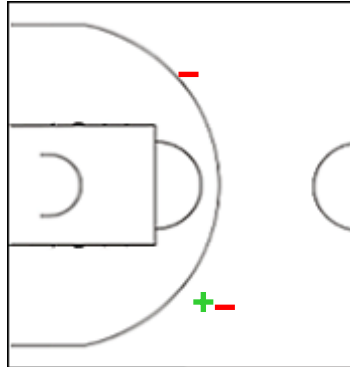
VILN - BC Rytas

00 KRIZANAUSKAS Gantas



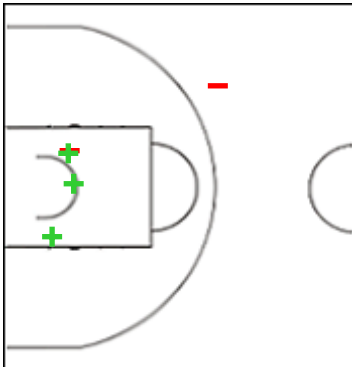
	M / A	%
Fied Goals	2 / 7	29
2 Points	1 / 3	33
3 Points	1 / 4	25
Free Throws	3 / 6	50

8 JOKUBAUSKAS Gabrielius



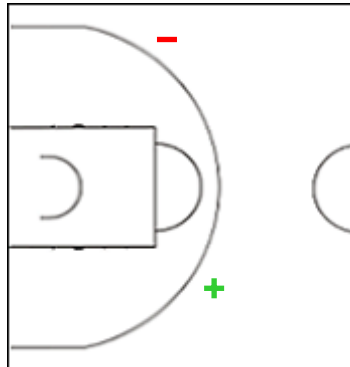
	M / A	%
Fied Goals	1 / 3	33
2 Points	0 / 0	0
3 Points	1 / 3	33
Free Throws	0 / 0	0

9 RAPOLIS Paulius



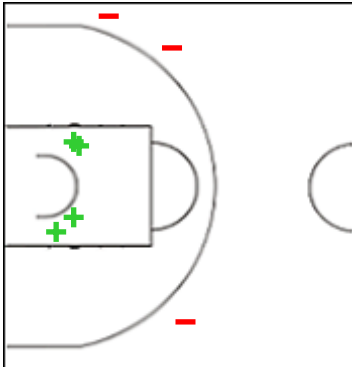
	M / A	%
Fied Goals	3 / 5	60
2 Points	3 / 4	75
3 Points	0 / 1	0
Free Throws	0 / 0	0

10 BUTELIAUSKAS Matas



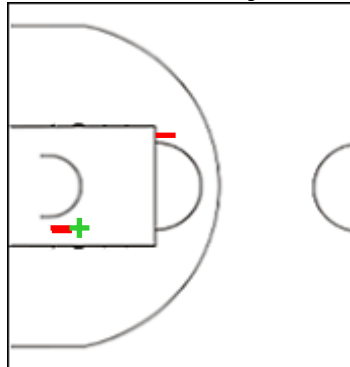
	M / A	%
Fied Goals	1 / 2	50
2 Points	0 / 0	0
3 Points	1 / 2	50
Free Throws	0 / 0	0

23 NARVILAS Paulius



	M / A	%
Fied Goals	4 / 7	57
2 Points	4 / 4	100
3 Points	0 / 3	0
Free Throws	3 / 4	75

24 KULIEŠA Nojus



	M / A	%
Fied Goals	1 / 4	25
2 Points	1 / 4	25
3 Points	0 / 0	0
Free Throws	2 / 2	100

Shot Chart

VILN 78 vs 73 JER

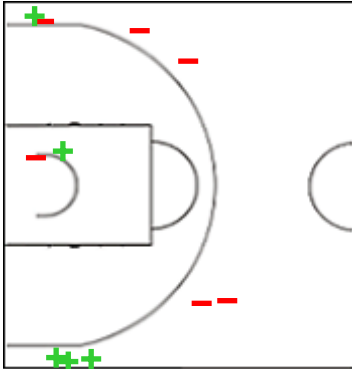
(16-12, 23-18, 18-23, 21-20)

Scoring by 5 min intervals:

	Q1		Q2		Q3		Q4	
VILN	10	16	29	39	50	57	68	78
JER	5	12	19	30	41	53	63	73

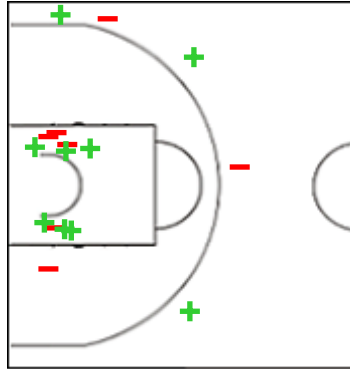
VILN - BC Rytas

28 REMEIKIS Dziugas



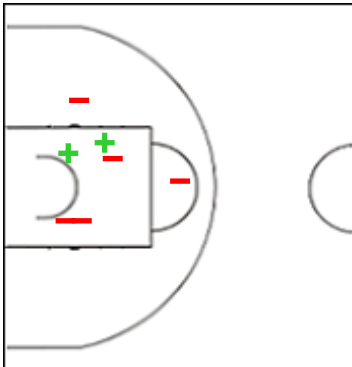
	M / A	%
Fied Goals	5 / 11	45
2 Points	1 / 2	50
3 Points	4 / 9	44
Free Throws	0 / 0	0

36 MATULEVIČ Ernestas



	M / A	%
Fied Goals	9 / 16	56
2 Points	6 / 11	55
3 Points	3 / 5	60
Free Throws	4 / 8	50

55 VILUTIS Artūras



	M / A	%
Fied Goals	2 / 7	29
2 Points	2 / 7	29
3 Points	0 / 0	0
Free Throws	0 / 0	0

Shot Chart

VILN 78 vs 73 JER

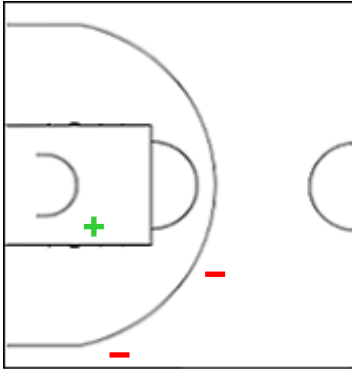
(16-12, 23-18, 18-23, 21-20)

Scoring by 5 min intervals:

	Q1		Q2		Q3		Q4	
VILN	10	16	29	39	50	57	68	78
JER	5	12	19	30	41	53	63	73

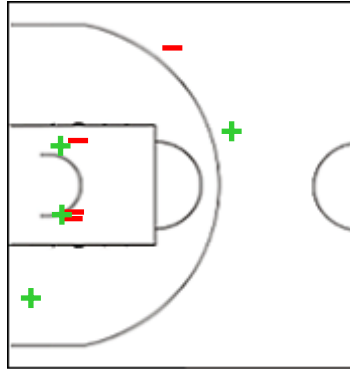
JER - Hapoel Bank Yahav Jerusalem

5 SHEM-TOV Yonatan



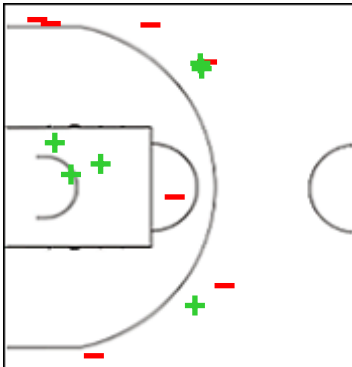
	M / A	%
Fied Goals	1 / 3	33
2 Points	1 / 1	100
3 Points	0 / 2	0
Free Throws	0 / 0	0

7 KAMENKO Samuel



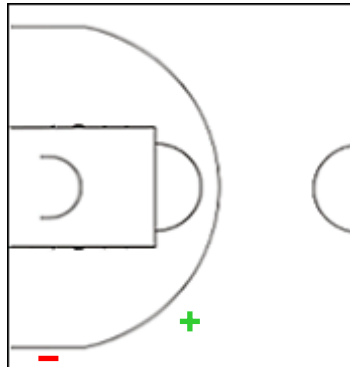
	M / A	%
Fied Goals	4 / 8	50
2 Points	3 / 6	50
3 Points	1 / 2	50
Free Throws	0 / 1	0

8 YADIN Yair



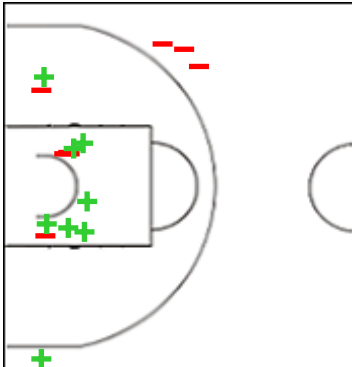
	M / A	%
Fied Goals	6 / 13	46
2 Points	3 / 4	75
3 Points	3 / 9	33
Free Throws	3 / 4	75

12 HAIBLUM Lior Itshak



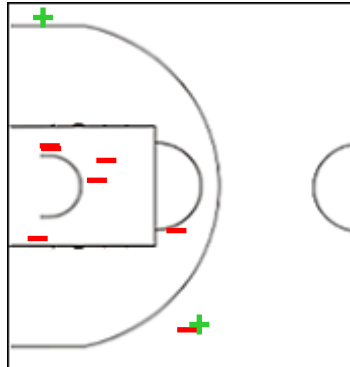
	M / A	%
Fied Goals	1 / 2	50
2 Points	0 / 0	0
3 Points	1 / 2	50
Free Throws	0 / 0	0

13 HITKES Rom



	M / A	%
Fied Goals	8 / 16	50
2 Points	7 / 12	58
3 Points	1 / 4	25
Free Throws	1 / 2	50

14 ABOULOFF Yonatan



	M / A	%
Fied Goals	2 / 9	22
2 Points	0 / 6	0
3 Points	2 / 3	67
Free Throws	0 / 0	0

Shot Chart

VILN 78 vs 73 JER

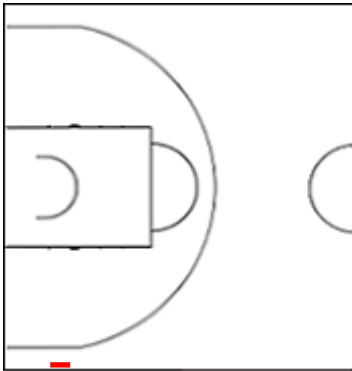
(16-12, 23-18, 18-23, 21-20)

Scoring by 5 min intervals:

	Q1		Q2		Q3		Q4	
VILN	10	16	29	39	50	57	68	78
JER	5	12	19	30	41	53	63	73

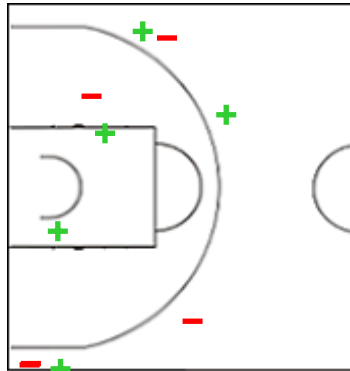
JER - Hapoel Bank Yahav Jerusalem

23 ROTEM nir



	M / A	%
Fied Goals	0 / 1	0
2 Points	0 / 0	0
3 Points	0 / 1	0
Free Throws	0 / 0	0

25 AVNERI Roe



	M / A	%
Fied Goals	5 / 10	50
2 Points	2 / 3	67
3 Points	3 / 7	43
Free Throws	4 / 4	100

Shot Chart

VILN 78 vs 73 JER

(16-12, 23-18, 18-23, 21-20)

Scoring by 5 min intervals:

	Q1		Q2		Q3		Q4	
VILN	10	16	29	39	50	57	68	78
JER	5	12	19	30	41	53	63	73

VILN - BC Rytas

JER - Hapoel Bank Yahav Jerusalem



	M / A	%
Fied Goals	28 / 62	45
2 Points	18 / 35	51
3 Points	10 / 27	37
Free Throws	12 / 20	60

%	M / A	
44	27 / 62	Fied Goals
50	16 / 32	2 Points
37	11 / 30	3 Points
73	8 / 11	Free Throws